

Joshua Tihada, Lahainaluna

Hawaii High School Athletic Association 2018 Division II Football Record Book



Hawaii High School Athletic Association Football Record Book

Division I (1999-present), Division II (1999-present), Division I-Open (2016-present)



Lahainaluna and Konawaena competed in an epic seven overtime game in 2017 that ended with the Lunas defeating the Wilcats 75-69. (Andrew Lee photo)

ACKNOWLEDGEMENTS:

Researched and compiled by Thomas Yoshida
Additional information provided by: Stacy Kaneshiro, Natalie Iwamoto, Jerry Company.

Cover photo: Andrew Lee and Parish Kaleiwahea

Mahalo to the Hawaii High School Athletic Association:
Chris Chun, Executive Director, Russell Aoki, Natalie Iwamoto

HHSAA FOOTBALL YEAR-BY-YEAR CHAMPIONS

DIVISION II

Year	Champion	League	Head Coach	Score	Runner-up	Semifinalists
2003	Aiea	OIA	Wendell Say	9-7	Damien	Lahainaluna, Waimea
2004	Campbell	OIA	Tumana Kenessey	28-7	Iolani	Hawaii Prep, Kauai
2005	Iolani	ILH	Wendell Look	34-20	Radford	KS-Maui, Moanalua
2006	King Kekaulike	MIL	J.W. Kenton	33-20	Kauai	Iolani, Waipahu
2007	Iolani	ILH	Wendell Look	28-21	Lahainaluna	Kaimuki, Kauai
2008	Iolani	ILH	Wendell Look	35-20	Radford	Campbell, Lahainaluna
2009	Iolani	ILH	Wendell Look	24-17	Kauai	Aiea, Hawaii Prep
2010	Iolani	ILH	Wendell Look	49-14	Kaimuki	Kauai, Lahainaluna
2011	Iolani	ILH	Wendell Look	34-0	Waipahu	Kapaa, Lahainaluna
2012	Iolani	ILH	Wendell Look	36-33	Lahainaluna	Nanakuli, Radford
2013	Kaiser	OIA	Rich Miano	17-4	Kauai	Lahainaluna, Iolani
2014	Iolani	ILH	Wendell Look	31-14	Lahainaluna	KS Hawaii, Kapaa
2015	Radford	OIA	Fred Salanoa	30-16	Kapaa	Lahainaluna, Konawaena
2016	Lahainaluna	MIL	Robert Watson Grant Tihada	21-14	Kapaa	Damien, Konawaena
2017	Lahainaluna	MIL	Robert Watson Grant Tihada	75-69 (7OT)	Konawaena	Iolani, Waipahu

HHSAA Football Championships Division 2 Team and Individual Records

Quarterfinal Game Records

Points

Overall: 59 Kaiser vs. Konawaena, 11/9/2013

1st Half: 42 Kauai vs. Pac-3, 11/19/2004

2nd Half: 33 Kauai vs. Roosevelt, 11/17/2007

1st Quarter: 35 Kauai vs. Pac-3, 11/19/2004

2nd Quarter: 27 Iolani vs. Kaimuki, 11/18/2006

3rd Quarter: 16 Kapaa vs. Pearl City, 11/8/2014

4th Quarter: 21 Damien vs. Konawaena, 11/7/2015

Most (2 teams): 81 Iolani (41) vs. Kaimuki (40), 11/17/2006

Fewest (2 teams): 7 Kapaa (7) vs. Pearl City (0), 11/12/2011; Lahainaluna (7) vs. Kaimuki (0), 11/7/2015

Most (winning team): 59 Kaiser vs. Konawaena, 11/9/2013

Most (losing team): 40 Kaimuki vs. Iolani (41), 11/17/2006

Fewest (winning team): 7 Kapaa (7) vs. Pearl City (0), 11/12/2011; Lahainaluna (7) vs. Kaimuki (0), 11/7/2015

Fewest (losing team): 0 (on 4 occasions) last by Waialua vs. Damien (40), 11/4/2016

Largest Margin: 53 Kaiser (59) vs. Konawaena (6), 11/9/2013

Smallest Margin: 1 Iolani (41) vs. Kaimuki (40), 11/17/2006

First Downs

Most:

Fewest:

Most (2 teams):

Fewest (2 teams):

Rushing Attempts

Most:

Fewest:

Rushing Yards

Most:

Fewest:

Rushing TDs

Most:

Passes Attempted:

Most:

Fewest:

Passes Completed

Most:

Fewest:

Passes Intercepted

Most:

Fewest:

Passing Yards

Most:

Fewest:

Touchdown Passes

Most:

Fewest:

Total Offensive Plays

Most:

Fewest:

Total Offensive Yards

Most:

Fewest:

Fumbles

Most:

Fewest:

Fumbles-Lost

Most:

Fewest:

Turnovers

Most:

Fewest:

Penalties

Most:

Most (2 teams):

Fewest:

Fewest (2 teams):

Penalty Yardage

Most:

Most (2 teams):

Fewest:

Fewest (2 teams):

QUARTERFINAL INDIVIDUAL RECORDS

Most Rushes

42 Billy Masima, Kaimuki vs. Lahainaluna, 11/7/2015 (173 yards)

32 Michael Kopra, Hawaii Prep vs. Waipahu, 11/19/2004 (201 yards)

Most Yards Rushing

274 Michael Kopra, Hawaii Prep vs. Lahainaluna, 11/22/2003 (22 attempts)

263 Algene Kelekolio, Konawaena vs. Damien, 11/7/2015 (27 attempts)

201 Michael Kopra, Hawaii Prep vs. Waipahu, 11/19/2004 (32 attempts)

Best Avg. per Carry

(min. 5 att.) 14.5 Adam Francisco, Moanalua vs. Hawaii Prep, 11/21/2009 (6-87)
(min. 10 att.) 12.45 Michael Kopra, Hawaii Prep vs. Waipahu, 11/22/2003 (22-274)
(min. 20 att.) 12.45 Michael Kopra, Hawaii Prep vs. Waipahu, 11/22/2003 (22-274)

Most Touchdowns Rushing

5 Michael Kopra, Hawaii Prep vs. Waipahu, 11/19/2004 (32-201)
3 [by 3 players, Elijah Ragudo, Lahainaluna (2003); Algene Kelekolio, Konawaena (2014); Makaila Hainahorswill, Nanakuli (2014)]

Longest TD run

80 Adam Francisco, Moanalua vs. Hawaii Prep, 11/20/2009
80 Tahje Canyon, Moanalua vs. Hawaii Prep, 11/20/2009

Longest Non-scoring run

Most Passes Attempted

48 Jordan Taamu, Pearl City vs. Kapaa, 11/08/2014
39 Brandon Howes, Konawaena vs. Kaiser, 11/09/2013

Most Passes Completed

28 Jordan Taamu, Pearl City vs. Kapaa, 11/08/2014
20 Cody Lui-Yuen, Radford vs. Kauai, 11/10/2012

Most Passes Intercepted

7 Lii Karratti, Konawaena vs. Lahainaluna, 11/12/2011
4 Brandon Howes, Konawaena vs. Kaiser, 11/09/2013

Most Yards Passing

296 Marcus Faufata-Pedrina, Damien vs. Konawaena, 11/07/2015
295 Kahoalii Karratti, Konawaena vs. Nanakuli, 11/10/2012

Most Touchdowns Passing

5 Kekoa Crowell, Kauai vs. Pac-Three, 11/19/2004
4 Ryan Dung, Iolani vs. Kaimuki, 11/18/2006

Best Completion Percentage

(Min. 10 att.) .722 Keahi Raikes, KS Maui vs. Kauai, 11/18/2005 (13-18)
(Min. 30 att.) .589 Cody Lui-Yuen, Radford vs. Kauai, 11/10/2015 (20-34)

Longest Scoring Pass

66 Warner Shaw to Tavon Pegues, KS Hawaii vs. Kaimuki, 11/13/2010

Longest Non-scoring Pass

Most Receptions

9 Brandon Pieper, Kapolei vs. Damien, 11/21/2003
9 Jameson Pasigan, Radford vs. Kauai, 11/10/2012

Most Yards Receiving

153 Austin Ballesteros, Damien vs. Konawaena, 11/07/2015

132 Kenan Gaspar, Konawaena vs. Nanakuli, 11/10/2012

Most Yards per Reception

(min. 3) 37.0 Domonic Morris, Konawaena vs. Nanakuli, 11/10/2012 (3-111)

(min. 5) 30.6 Austin Ballesteros, Damien vs. Konawaena, 11/07/2015 (5-153)

Most Touchdown Receptions

2 [by 5 players: Kevin Cadiente, Kauai, 11/19/2004; ; Lionel Fujioka, Iolani, 11/18/2006; Chezz Ramos-Dias, Kaimuki, 11/18/2007; Bayley Manliguis, KS Hawaii, 11/8/2014; Bransen Apao, Damien, 11/07/2015]

Most Total Offensive Plays

Most Total Offensive Yards

Most Points Responsible (Total Offense)

Most Points Scored

Most Points Kicking

Most Field Goals

Longest Field Goal

Most Two-Point Conversions

Most Touchdowns

Longest KO Return

Longest Punt

Best Punting Average

Longest Punt Return

Most Interceptions

Longest Interception Return

Longest Fumble Return

Semifinal Game Records

Points

Overall: 53 Konawaena vs. Waipahu (50), 11/3/2017

1st Half: 45 Lahainaluna vs. KS-Hawaii, 11/15/2014

2nd Half: 31 Waipahu vs. Konawaena, 11/3/2017

1st Quarter: 21 Radford vs. Konawaena, 11/14/2015; Konawaena vs. Waipahu, 11/3/2017

2nd Quarter: 30 Lahainaluna vs. Kaimuki, 11/24/2007

3rd Quarter: 29 Konawaena vs. Waipahu, 11/3/2017

4th Quarter: 21 Kauai vs. Hawaii Prep, 11/27/2009

Most (2 teams): 103 Konawaena (53) vs. Waipahu (50), 11/3/2017

Fewest (2 teams): 14 Iolani (14) vs. Kauai (0), 11/19/2011

Most (winning team): 53 Konawaena (53) vs. Waipahu (50), 11/3/2017

Most (losing team): 50 Waipahu (50) vs. Konawaena (53), 11/3/2017

Fewest (winning team): 14 Iolani (14) vs. Kauai (0), 11/19/2011

Fewest (losing team): 0 (on 2 occasions, last by Lahainaluna vs. Kapaa, 11/14/2015)

Largest Margin: 45 Lahainaluna (52) vs. KS Hawaii (7), 11/15/2014

Smallest Margin: 1 King Kekaulike (38) vs. Iolani (37), 11/24/2006

First Downs

Most:

Fewest:

Most (2 teams):

Fewest (2 teams):

Rushing Attempts

Most:

Fewest:

Rushing Yards

Most:

Fewest:

Rushing TDs

Most:

Passes Attempted:

Most:

Fewest:

Passes Completed

Most:

Fewest:

Passes Intercepted

Most:
Fewest:

Passing Yards

Most:
Fewest:

Touchdown Passes

Most:
Fewest:

Total Offensive Plays

Most:
Fewest:

Total Offensive Yards

Most:
Fewest:

Fumbles

Most:
Fewest:

Fumbles-Lost

Most:
Fewest:

Turnovers

Most:
Fewest:

Penalties

Most:
Most (2 teams):
Fewest:
Fewest (2 teams):

Penalty Yardage

Most:
Most (2 teams):
Fewest:
Fewest (2 teams):

SEMIFINAL INDIVIDUAL RECORDS

Most Rushes

42 Alfred Failauga, Waipahu vs. Konawaena, 11/3/2017 (283 yards)
33 Chester Sua, Kaimuki vs. Lahainaluna, 11/19/2010 (229 yards)

Most Yards Rushing

283 Alfred Failauga, Waipahu vs. Konawaena, 11/3/2017 (42 attempts)
229 Chester Sua, Kaimuki vs. Lahainaluna, 11/19/2010 (33 attempts)

Best Avg. per Carry

(min. 5 att.) 13.8 Kaneala Stanton, Campbell vs. Kauai, 11/26/2004 (5-69)

(min. 10 att.) 8.7 Stanford Leti, Moanalua vs. Iolani, 11/26/2005 (16-139)

(min. 20 att.) 7.2 Michael Douglas, King Kekaulike vs. Iolani, 11/24/2006 (27-193)

Most Touchdowns Rushing

4 Alfred Failauga, Waipahu vs. Konawaena, 11/3/2017 (42-283)

3 [by 8 players }

Longest TD run

74 Gregorio Alip, Waiapahu vs. Lahainaluna, 11/18/2011

Longest Non-scoring run

Most Passes Attempted

53 Austin Ewing, Konawaena vs. Waipahu, 11/03/2017

47 Tai-John Mizutani, Iolani vs. Lahainaluna, 11/03/2017

Most Passes Completed

30 Austin Ewing, Konawaena vs. Waipahu, 11/03/2017

27 Austin Jim On, Iolani vs. Kauai, 11/16/2013

Most Passes Intercepted

6 Lalo Respicio, Campbell vs. Iolani, 11/29/2018

5 Micah Kanehailua, KS Hawaii vs. Lahainaluna, 11/15/2014

Most Yards Passing

370 Austin Ewing, Konawaena vs. Waipahu, 11/03/2017

369 Ryan Dung, Iolani vs. King Kekaulike, 11/24/2006

Most Touchdowns Passing

5 Ryan Dung, Iolani vs. King Kekaulike, 11/24/2006

5 Austin Ewing, Konawaena vs. Radford, 11/14/2015

Best Completion Percentage

(Min. 10 att.) .765 Reece Foy, Iolani vs. Radford, 11/17/2012 (13-17)

(Min. 10 att.) .765 Reece Foy, Iolani vs. Kauai, 11/20/2010 (13-17)

(Min. 30 att.) .692 Austin Jim On, Iolani vs. Kauai, 11/16/2013 (27-39)

Longest Scoring Pass

83 Keahi Raikes to Rocky Keawekane KS Maui vs. Radford, 11/26/2005

80 Bryan Pali to Rocky Keawekane, KS Maui vs. Radford, 11/26/2005

Longest Non-scoring Pass

Most Receptions

13 Jonah Miyazawa, Iolani vs. Lahainaluna, 11/03/2017

9 Kevin Cadiante, Kauai vs. Campbell, 11/26/2004

9 Aarong Fong, Iolani vs. King Kekaulike, 11/24/2006

9 Arthur Aiwohi, Campbell vs. Iolani, 11/28/2008

Most Yards Receiving

224 Rocky Keawekane, KS Maui vs. Radford, 11/26/2005

193 Jonah Miyazawa, Iolani vs. Lahainaluna, 11/03/2017

Most Yards per Reception

(min. 3) 56.0 Rocky Keawekane, KS Maui vs. Radford, 11/26/2005 (4-224)

(min. 5) 27.8 Lionel Fujioka, Iolani vs. Kauai, 11/25/2007 (5-139)

Most Touchdown Receptions

3 Rocky Keawekane, KS Maui vs. Radford, 11/26/2005

2 [by 11 players]

Most Total Offensive Plays

Most Total Offensive Yards

Most Points Responsible (Total Offense)

Most Points Scored

Most Points Kicking

Most Field Goals

Longest Field Goal

Most Two-Point Conversions

Most Touchdowns

Longest KO Return

Longest Punt

Best Punting Average

Longest Punt Return

Most Interceptions

Longest Interception Return

Longest Fumble Return

Championship Game Records

Points

Overall: 75 Lahainaluna vs. Konawaena (69) (7OT), 11/18/2017

49 Iolani vs. Kaimuki (14), 11/26/2010

1st Half: 26 King Kekaulike vs. Kauai, 12/1/2006

2nd Half: 25 Konawaena vs. Lahainaluna, 11/18/2017

1st Quarter: 20 King Kekaulike vs. Kauai, 12/1/2006

2nd Quarter: 21 Iolani vs. Kaimuki, 11/26/2010

3rd Quarter: 21 Iolani vs. Kaimuki, 11/26/2010

4th Quarter: 18 Konawaena vs. Lahainaluna, 11/18/2017

Most (2 teams):

Fewest (2 teams):

Most (winning team):

Most (losing team):

Fewest (winning team):

Fewest (losing team):

Largest Margin:

Smallest Margin:

First Downs

Most:

Fewest:

Most (2 teams):

Fewest (2 teams):

Rushing Attempts

Most:

Fewest:

Rushing Yards

Most:

Fewest:

Rushing TDs

Most:

Passes Attempted:

Most:

Fewest:

Passes Completed

Most:

Fewest:

Passes Intercepted

Most:

Fewest:

Passing Yards

Most:

Fewest:

Touchdown Passes

Most:

Fewest:

Total Offensive Plays

Most:

Fewest:

Total Offensive Yards

Most:

Fewest:

Fumbles

Most:

Fewest:

Fumbles-Lost

Most:

Fewest:

Turnovers

Most:

Fewest:

Penalties

Most:

Most (2 teams):

Fewest:

Fewest (2 teams):

Penalty Yardage

Most:

Most (2 teams):

Fewest:

Fewest (2 teams):

CHAMPIONSHIP INDIVIDUAL RECORDS

Most Rushes

42 Chancey Mariani-Louis, Konawaena vs. Lahainaluna 11/18/2017 (191 yards)

34 Ammon Baldomero, Iolani vs. Kauai, 12/6/2009 (108 yards)

30 Alex Daniels, Radford vs. Iolani, 12/2/2005 (138 yards)

Most Yards Rushing

217 Mike Hirokawa, Iolani vs. Radford, 12/2/2005 (23 attempts)

191 Chancey Mariani-Louis, Konawaena vs. Lahainaluna, 11/18/2017 (42 attempts)

Best Avg. per Carry

(min. 5 att.) 11.3 Kaeala Stanton, Campbell vs. Iolani, 12/3/2004 (10-113)

(min. 10 att.) 11.3 Kaeala Stanton, Campbell vs. Iolani, 12/3/2004 (10-113)

(min. 20 att.) 9.4 Mike Hirokawa, Iolani vs. Radford, 12/2/2005 (23-217)

Most Touchdowns Rushing

5 Joshua Tihada, Lahainaluna vs. Konawaena (7OT), 11/18/2017 (24-91)

4 Chancey Mariani-Louis, Konawaena vs. Lahainaluna (7OT), 11/18/2017 (42-191)

Longest TD run

70 Kela Marciel, Iolani vs. Radford, 12/5/2008

Longest Non-scoring run

Most Passes Attempted

55 Austin Ewing, Konawaena vs. Lahainaluna (7OT), 11/18/2017

44 Andrew Renaud, Kauai vs. King Kekaulike, 12/01/2006

Most Passes Completed

33 Austin Ewing, Konawaena vs. Lahainaluna (7OT), 11/18/2017

22 Reece Foy, Iolani vs. Lahainaluna, 11/23/2012

22 Jarrett Arakawa, Iolani vs. Kauai, 12/5/2009

Most Passes Intercepted

4 Jarrett Arakawa, Iolani vs. Kauai, 12/05/2009

4 Andrew Renaud, Kauai vs. King Kekaulike, 12/01/2006

Most Yards Passing

299 Reece Foy, Iolani vs. Lahainaluna, 11/23/2012

297 Reece Foy, Iolani vs. Kaimuki, 11/26/2010

Most Touchdowns Passing

5 Reece Foy, Iolani vs. Lahainaluna, 11/23/2012

5 Reece Foy, Iolani vs. Kaimuki, 11/26/2010

Best Completion Percentage

(Min. 10 att.) .875 Austin Jim On, Iolani vs. Lahainaluna, 11/21/2014 (21-24)

(Min. 30 att.) .733 Jarrett Arakawa, Iolani vs. Kauai, 12/5/2009 (22-30)

Longest Scoring Pass

78 Quintin Iriarte to Thomas Reid, Radford vs. Konawaena, 11/20/2015

Longest Non-scoring Pass

47 Jarrett Arakawa to T Tulonghari, Iolani vs. Kauai, 12/04/2009

Most Receptions

11 Chancey Mariani-Louis, Konawaena vs. Lahainaluna, 11/18/2017

9 Tyler Teruya, Iolani vs. Lahainaluna, 11/21/2014

9 Tyler Libarios, Konawaena vs. Lahainaluna, 11/18/2017

Most Yards Receiving

134 Reid Furukawa, Iolani vs. Lahainaluna, 12/01/2007

134 Trevyn Tulonghari, Iolani vs. Kauai, 12/04/2009

134 Tanner Nishioka, Iolani vs. Lahainaluna, 11/23/2012

Most Yards per Reception

(min. 3) 44.7 Reid Furukawa, Iolani vs. Lahainaluna, 12/01/2007 (3-134)

(min. 5) 17.0 Andrew Canoy, Damien vs. Aiea, 12/05/2003 (6-102)

Most Touchdown Receptions

3 William Bookland, Lahainaluna vs. Konawaena, 11/18/2017

3 Chad Hanaoka, Iolani vs. Lahainaluna, 11/23/2012

Most Total Offensive Plays

Most Total Offensive Yards

Most Points Responsible (Total Offense)

Most Points Scored

Most Points Kicking

Most Field Goals

Longest Field Goal

Most Two-Point Conversions

Most Touchdowns

Longest KO Return

Longest Punt

Best Punting Average

Longest Punt Return

Most Interceptions

Longest Interception Return

Longest Fumble Return

HHSAA ALL-TIME FOOTBALL SCORES (DIVISION II)*Division II (2003-present)*

<u>2003 (Quarterfinals)</u>	<u>(Semifinals)</u>	<u>(Championship)</u>
<u>Nov. 21</u> <u>At Aiea High School</u> Damien 20, Kapolei 13 <u>Nov. 22</u> <u>At War Memorial Stadium</u> Lahainaluna 21, Hawaii Prep 13 (Byes—Aiea, Waimea)	<u>Nov. 28</u> <u>At Vindiha Stadium</u> Damien 17, Waimea 13 <u>At Kuniakea Stadium, KSK</u> Aiea 24, Lahainaluna 14	<u>Dec. 5 at Aloha Stadium</u> Aiea 9, Damien 7
<u>2004 (Quarterfinals)</u>	<u>(Semifinals)</u>	<u>(Championship)</u>
<u>Nov. 19</u> <u>At Vindiha Stadium</u> Kauai 49, Pac-Three 7 <u>At Radford High School</u> Hawaii Prep 41, Waipahu 16 (Byes—#1 Iolani, #2 Campbell)	<u>Nov. 26</u> <u>At Moanalua High School</u> #2 Campbell 29, Kauai 20 <u>At Kuniakea Stadium, KSK</u> #1 Iolani 17, Hawaii Prep 7	<u>Dec. 3 at Aloha Stadium</u> #2 Campbell 28, #1 Iolani 7
<u>2005 (Quarterfinals)</u>	<u>(Semifinals)</u>	<u>(Championship)</u>
<u>Nov. 18</u> <u>At Moanalua High School</u> Moanalua 34, KS Hawaii 20 <u>At Hanapepe Stadium</u> KS Maui 14, Kauai 7 (Byes—#1 Iolani, #2 Radford)	<u>Nov. 26</u> <u>At Iolani School</u> #1 Iolani 48, Moanalua 20 <u>At Radford High School</u> #2 Radford 37, KS Maui 27	<u>Dec. 2 at Aloha Stadium</u> #1 Iolani 34, #2 Radford 20
<u>2006 (Quarterfinals)</u>	<u>(Semifinals)</u>	<u>(Championship)</u>
<u>Nov. 17</u> <u>At Kamehameha Schools Hawaii</u> Waipahu 27, KS Hawaii 12 <u>At Iolani School</u> Iolani 41, Kaimuki 40 (Byes—#1 Kauai, #2 King Kekaulike)	<u>Nov. 24</u> <u>At Vindiha Stadium</u> #1 Kauai 17, Waipahu 6 <u>At War Memorial Stadium</u> #2 King Kekaulike 38, Iolani 37	<u>Dec. 1 at Aloha Stadium</u> #2 King Kekaulike 33, #1 Kauai 20
<u>2007 (Quarterfinals)</u>	<u>(Semifinals)</u>	<u>(Championship)</u>
<u>Nov. 17</u> <u>At Kaiser High School</u> Kaimuki 22, KS Hawaii 0 <u>At Vindiha Stadium</u> Kauai 40, Roosevelt 9 (Byes—#1 Lahainaluna, #2 Iolani)	<u>Nov. 24</u> <u>At War Memorial Stadium</u> #1 Lahainaluna 52, Kaimuki 20 <u>At Iolani School</u> #2 Iolani 35, Kauai 21	<u>Nov. 30 at Aloha Stadium</u> #2 Iolani 28, #1 Lahainaluna 21
<u>2008 (Quarterfinals)</u>	<u>(Semifinals)</u>	<u>(Championship)</u>
<u>Nov. 21</u> <u>At Konawaena High School</u> Campbell 25, Konawaena 15 <u>At Vindiha Stadium</u> Radford 17, Kauai 7 (Byes—#1 Iolani, #2 Lahainaluna)	<u>Nov. 28</u> <u>At Roosevelt High School</u> #1 Iolani 24, Campbell 6 <u>At War Memorial Stadium</u> Radford 33, #2 Lahainaluna 27	<u>Dec. 5 at Aloha Stadium</u> #1 Iolani 35, Radford 20

2009 (Quarterfinals)	(Semifinals)	(Championship)
<u>Nov. 20</u> <u>At Aiea High School</u> Aiea 20, Lahainaluna 12 <u>At Moanalua High School</u> Hawaii Prep 17, Moanalua 14 (Byes—#1 Iolani, #2 Kauai)	<u>Nov. 27</u> <u>At Radford High School</u> #1 Iolani 21, Aiea 7 <u>At Vindiha Stadium</u> #2 Kauai 28, Hawaii Prep 14	<u>Dec. 4 at Aloha Stadium</u> #1 Iolani 24, #2 Kauai 17
2010 (Quarterfinals)	(Semifinals)	(Championship)
<u>Nov. 12</u> <u>At Kamehameha Schools Hawaii</u> Kaimuki 14, KS Hawaii 9 <u>Nov. 13</u> <u>At Vindiha Stadium</u> Kauai 17, Kalaheo 13 (Byes—#1 Iolani, #2 Lahainaluna)	<u>Nov. 19</u> <u>At War Memorial Stadium</u> Kaimuki 28, #2 Lahainaluna 27 <u>Nov. 20</u> <u>At Iolani School</u> #1 Iolani 14, Kauai 0	<u>Nov. 26 at Aloha Stadium</u> #1 Iolani 49, Kaimuki 14
2011 (Quarterfinals)	(Semifinals)	(Championship)
<u>Nov. 12</u> <u>At Vindiha Stadium</u> Kapaa 7, Pearl City 0 <u>At War Memorial Stadium</u> Lahainaluna 23, Konawaena 6 (Byes—#1 Iolani, #2 Waipahu)	<u>Nov. 18</u> <u>At Waipahu High School</u> #2 Waipahu 19, Lahainaluna 14 <u>Nov. 19</u> <u>At Iolani School</u> #1 Iolani 17, Kapaa 13	<u>Nov. 25 at Aloha Stadium</u> #1 Iolani 34, #2 Waipahu 0
2012 (Quarterfinals)	(Semifinals)	(Championship)
<u>Nov. 10</u> <u>At Vindiha Stadium</u> Radford 22, Kauai 21 <u>At Konawaena High School</u> Nanakuli 25, Konawaena 23 (Byes—#1 Iolani, #2 Lahainaluna)	<u>Nov. 17 at Aloha Stadium</u> #2 Lahainaluna 28, Nanakuli 0 #1 Iolani 43, Radford 0	<u>Nov. 23 at Aloha Stadium</u> #1 Iolani 36, #2 Lahainaluna 33
2013 (Quarterfinals)	(Semifinals)	(Championship)
<u>Nov. 9</u> <u>At Kaiser High School</u> Kaiser 59, Konawaena 6 <u>At Vindiha Stadium</u> Kauai 13, Pearl City 7 (Bye—#1 Lahainaluna, #2 Iolani)	<u>Nov. 16</u> <u>At War Memorial Stadium</u> Kaiser 20, #1 Lahainaluna 9 <u>At Iolani School</u> Kauai 28, #2 Iolani 7	<u>Nov. 23 at Aloha Stadium</u> Kaiser 17, Kauai 3
2014 (Quarterfinals)	(Semifinals)	(Championship)
<u>Nov. 8</u> <u>At Kamehameha Schools Hawaii</u> KS Hawaii 42, Nanakuli 20 <u>At Vindiha Stadium</u> Kapaa 30, Pearl City 22 (Bye—#1 Lahainaluna, #2 Iolani)	<u>Nov. 15</u> <u>At War Memorial Stadium</u> #1 Lahainaluna 52, KS Hawaii 7 <u>At Iolani School</u> #2 Iolani 29, Kapaa 24	<u>Nov. 21 at Aloha Stadium</u> #2 Iolani 31, #1 Lahainaluna 14
2015 (Quarterfinals)	(Semifinals)	(Championship)
<u>Nov. 7</u> <u>At Lahainaluna High School</u> Lahainaluna 7, Kaimuki 0 <u>At Konawaena High School</u> Konawaena 42, Damien 33 (Bye—#1 Kapaa, #2 Radford)	<u>Nov. 14</u> <u>At Vindiha Stadium</u> #1 Kapaa 24, Lahainaluna 0 <u>At Roosevelt High School</u> #2 Radford 48, Konawaena 46	<u>Nov. 20 at Aloha Stadium</u> #2 Radford 30, #1 Kapaa 16

2016 (Quarterfinals)	(Semifinals)	(Championship)
<u>Nov. 4</u> <u>At Campbell High School</u> Damien 40, Waialua 0 <u>At War Memorial Stadium</u> Lahainaluna 52, Waipahu 14 (Bye—#1 Kapaa, #2 Konawaena)	<u>Nov. 12</u> <u>At Vindiha Stadium</u> #1 Kapaa 21, Damien 14 <u>At Konawaena High School</u> Lahainaluna 28, #2 Konawaena 14	<u>Nov. 19 at Aloha Stadium</u> Lahainaluna 21, #1 Kapaa 14
2017	(Semifinals)	(Championship)
	<u>Nov. 3</u> <u>At War Memorial Stadium</u> #1 Lahainaluna 35, Iolani 27 <u>At Konawaena High School</u> #2 Konawaena 53, Waipahu 50	<u>Nov. 18 at Aloha Stadium</u> #1 Lahainaluna 75, #2 Konawaena 69 (7OT)

2003 Division 2



Quarterfinal – Friday, Nov. 21, 2003 – Aiea High School

Damien 20, Kapolei 14

	1	2	3	4	Total
Damien	14	0	6	0	20
Kapolei	7	0	0	7	14

Dam -- Ranson DeCosta 14 run (Cory Mullen kick)

Kap -- Kaipō-Noa Kaheaku-Enhada 3 run (Kerisiano Tuaniga kick)

Dam -- Andrew Canoy 28 pass from Tevita Williams (Mullen kick)

Dam -- DeCosta 35 run (Mullen kick failed)

Kap -- Chaves Gamboa 8 pass from Kaheaku-Enhada (Tuaniga kick)

RUSHING—Damien: DeCosta 24-219, Williams 5-(minus 8), Vaa Faualo 4-22, Fehi Sevelo 1-7.

Kapolei: Kaheaku-Enhada 8-13, Gilbert Brown 5-7, Colin Dumlao 2-11, Jonathan Medeiros 8-22, John Dela Rama 1-3, Team 2-(minus 42).

PASSING—Damien: Williams 12-27-1--240. Kapolei: Kaheaku-Enhada 6-9-0--37, Medeiros 9-15-0--97.

RECEIVING—Damien: Canoy 7-192, Faualo 5-48. Kapolei: Brandon Pieper 9-93, Charles Recamara 1-8, James Stevens 1-0, Dela Rama 1-1, Dumlao 1-2, Gamboa 2-30.

Quarterfinal – Saturday, Nov. 22, 2003 – War Memorial Stadium

Lahainaluna 21, Hawaii Pep 14

	1	2	3	4	Total
Hawaii Prep	0	14	0	0	14
Lahainaluna	3	12	0	6	21

Lah—FG Paul Maielua 27

HPA—Michael Kopra 24 run (Kopra kick)

Lah—Nahiku Phillips 33 pass from Mahi Medeiros (kick failed)

HPA—Kopra 71 run (Kopra kick)

Lah—Kaniela Tuipuloto 5 run (run failed)

Lah—Phillips 44 run (kick failed)

RUSHING—**HPA:** Mau'ae Purdy 12-6, Kopra 22-274, Leighton Hind IV 3-22, Zach Say 3-10, Billy Case III 1-6. Lahainaluna: Mahi Medeiros 6-4, Maielua 10-76, Tuipulutu 4-24, Darren Hirouji 7-27, Phillips 5-55, Carson Chihara 3-5.

PASSING—**HPA:** Purdy 3-5-1—21, Kopra 1-1-0—13. Lahainaluna: Medeiros 7-14-0—107. Maielua 0-1-0—0, Phillips 0-1-0—0.

RECEIVING—**HPA:** Sparky Springmeier 2-19, Kopra 1-13, Max Harmon 1-2. Lahainaluna: Nahe Akoi 4-52, Phillips 3-55.

Semifinal – Friday, Nov. 28, 2003 – Kuniakea Stadium, KS Kapalama**Aiea 24, Lahainaluna 14**

	1	2	3	4		Total
Lahainaluna	0	7	7	0		14
Aiea	7	3	0	14		24

Aiea -- Ben Ah Mook Sang 5 pass from Kali Kuia (Brandon Puckett kick)

Aiea – FG Puckett 49

Laha -- Ryan Ancog 20 pass from Mahi Medeiros (Keith Molina kick)

Laha -- Ancog 19 pass from Medeiros (Molina kick)

Aiea -- Raymond Tauala 5 run (Puckett kick)

Aiea -- Lawrence Leovao 3 run (Puckett kick)

RUSHING -- Lahainaluna: Kaniela Tuipulotu 6-30, Paul Maielua 3-7, Mahi Medeiros 5-1, Nahe Akoi 1-0, Nahiku Phillips 2-0, Carson Chihara 1-(minus 2). **Aiea:** Raymond Tauala 10-70, Ben Ah Mook Sang 11-36, Donny Mapusaga 9-47, Kali Kuia 6-17, Lawrence Leovao 3-12, Alden DeMello 2-9, Ian Dela Cuesta 1-4, Jonathan Burgos 1-0.

PASSING -- Lahainaluna: Medeiros 9-19-133-3, Chihara 1-2-13-0. **Aiea:** Kuia 18-24-186-0.

RECEIVING -- Lahainaluna: Nahe Akoi 5-82, Patrick Oyama 2-15, Phillips 1-10, Ryan Ancog 2-39.

Aiea: DeMello 6-63, Burgos 5-46, Jabez Armodia 2-32, Ah Mook Sang 3-26, Brandon Puckett 2-19.

Semifinal – Friday, Nov. 28, 2003 –Vidinha Stadium**Damien 17, Waimea 13**

	1	2	3	4		Total
Damien	7	3	0	7		17
Waimea	0	6	0	7		13

Dam -- Ranson DeCosta 1 run (Cory Mullen kick)

Dam -- FG Mullen 28

Waim -- Jordon Dizon 27 pass from John Palacio (kick failed)

Waim -- Justin Estes 8 pass from Palacio (Brandon Agan kick)

Dam -- DeCosta 8 run (Mullen kick)

RUSHING -- Damien: DeCosta 20-113, Fehi Sevelo 3-8, Tevita Williams 2-2, Va'a Faualo 8-(-9).

Waimea: Rhyan Parbo 3-53, Dizon 17-25, Gary Mata 4-24, Po'okela Chang-Wo 8-16, Thomas Batis 5-10, Palacio 2-8, Bully Emayo 1-2, Estes 1-(-2).

PASSING -- Damien: Williams 7-20-0-100. **Waimea:** Palacio 4-10-3-53.

RECEIVING -- Damien: Andrew Canoy 4-79, Faualo 2-18, DeCosta 1-3. **Waimea:** Dizon 2-48, Estes 2-5.

Championship – Friday, Dec. 5, 2003 – Aloha Stadium.
Aiea 9, Damien 7

	1	2	3	4		Total
Damien	0	7	0	0		7
Aiea	0	3	0	6		9

Aiea--FG Brandon Puckett 37

Dam--Andrew Canoy 13 pass from Tevita Williams (Cory Mullen kick)

Aiea--Alden DeMello 34 pass from Kali Kuia (kick failed)

Team Statistics	Damien	Aiea
First Downs	9	12
Rushes-Yards	25-91	39-64
Passing Yards	129	125
Total Offense	58-220	60-189
Passes (Att-Cmp-Int)	33-12-3	21-10-3
Punt Returns-Yards	2-7	3-37
Kickoff Return-Yards	3-77	2-25
Fumbles-Lost	1-0	6-1
Penalties-Yards	12-117	7-71
Interceptions-Yards	3-25	3-29
Punts (No-Avg.)	8-30.0	5-34.0
3rd Down Conversions	2-14	3-14
4th Down Conversions	2-4	0-0
Time of Possession	22:06	25:54

RUSHING: Damien, Ranson DeCosta 17-92, Fehi Sevelo 1-11, Vaa Faualo 2-6, Williams 5-(-18).

Aiea, Ben Ah Mook Sang 8-24, Donny Mapusaga 10-21, Raymond Tauala 9-16, Kuia 10-6, DeMello 1-1, Lawrence Leovao 1-(-4).

PASSING: Damien, Williams 12-33-3-129. **Aiea,** Kuia 10-20-3-125, Ah Mook Sang 0-1-0-0.

RECEIVING: Damien, Canoy 6-102, Faualo 2-13, David Tuiasosopo 2-8, Landen Dela Cruz 1-4, DeCosta 1-2. **Aiea,** DeMello 4-76, Ah Mook Sang 4-31, Jonathan Burgos 1-9, Tauala 1-9.

2004 Division 2



Quarterfinal – Friday, Nov. 19, 2004 – Radford High School Hawaii Prep 41, Waipahu 16

	1	2	3	4	Total
Hawaii Prep	20	7	7	7	41
Waipahu	0	8	8	0	16

HPA—Michael Kopra 10 run (kick failed)

HPA—Zach Say 25 pass from Billy Case (Kopra kick)

HPA—Kopra 3 run (Kopra kick)

HPA—Kopra 5 run (Kopra kick)

WAIP—Ben Ameperosa 18 pass from Austen Benito (Benito run)

WAIP—Ryan Winfree 61 pass from Benito (Krypton Taito run)

HPA—Kopra 4 run (Kopra kick)

HPA—Kopra 2 run (Kopra kick)

RUSHING—Hawai'i Prep: Kopra 30-184, Say 10-46, Case 6-2, Andrew Queen 1-1. Waipahu: Benito 11-34, Taito 8-48, Ameperosa 1-(minus 8), Stan Abasial 3-4, Winfree 1-6.

PASSING—Hawai'i Prep: Case 6-10-0—97. Waipahu: Benito 7-15-1—142.

RECEIVING—Hawai'i Prep: Queen 1-6, Say 2-52, Sparky Springmeier 1-8, Kopra 2-31. Waipahu: Ricky Noble 1-(minus 1), Abasial 3-30, Winfree 2-95, Ameperosa 1-18.

Quarterfinal – Friday, Nov. 19, 2004 – Vidinha Stadium Kauai 49, PAC-Three 7

	1	2	3	4	Total
PAC-Three	0	0	7	0	7
Kauai	35	7	7	0	49

Kau—Kevin Cadiente 51 from Keko Crowell (Frank Speetjens kick).

Kau—Cadiente 5 pass from Crowell (Speetjens kick)

Kau—Crowell 3 run (Speetjens kick)

Kau—Lucky Andres 18 pass from Crowell (Speetjens kick)

Kau—Jett Jasper 24 pass from Crowell (Speetjens kick)

Kau—Duke Dasalia 24 pass from Crowell (Speetjens kick)

P3—Chris Faulkner 40 run (Tie Perdido kick)

Kau—Chad Lopez 3 pass from Tron Rule (Kainoa Lemke kick)

RUSHING—Pac-Three: Faulkner 16-112, Taloa Latu 6-3, Max Young 3-(minus 5), #28 2-1. Kaua'i: Niko Elvenia 10-61, Crowell 1-9, Jonathan Rellin 6-57, Brian Rodriguez 2-3, Rule 1-(minus 10).

PASSING—Pac-Three: Young 0-6-1—0, Mark Miller 0-1-1—0. Kaua'i: Crowell 7-11-0—181, Rule 11-19-1—97.

RECEIVING—Pac-Three: None. Kaua'i: Cadiente 3-95, Andres 1-18, Jasper 1-24, Lopez 3-31, Dasalia 2-45, Matt Buza 2-23, Elvenia 1-5, Alan Kalili 4-30, Bryce Hosaka 1-7.

**Semifinal – Friday, Nov. 26, 2004 – Moanalua High School
Campbell 29, Kauai 20**

	1	2	3	4		Total
Kauai	0	14	6	0		20
Campbell	7	7	0	15		29

Camp - Isaac Laupola 63 run (Shaye Asoau kick)
 Kau - Lucky Andres 10 pass from Kekoa Crowell (Frank Speetjens kick)
 Kau - Kevin Cadiente 15 pass from Crowell (Speetjens kick)
 Camp - James Bannister 5 pass from Asoau (Asoau kick)
 Kau - Cadiente 35 pass from Crowell (kick blocked)
 Camp - Anthony Shimizu 1 run (Asoau kick)
 Camp - Safety, quarterback sacked in end zone
 Camp - Kaneala Stanton 58 yards (kick failed)

RUSHING—Kaua'i: Dominic Elvenia 8-33, Jonathan Rellin 7-31, Andres 1-7, Crowell 5-(minus 3).
 Campbell: Stanton 5-69, Laupola 2-62, Asoau 8-46, Jesse Lee 2-38, Shimizu 10-37, Isiah Smith 1-30,
 Gregg Frink 8-20, Evan Tanigawa 1-0, Jacob Kaku 1-(minus 5).

PASSING—Kaua'i: Crowell 19-37-1—289, Rellin 0-1-0—0. Campbell: Asoau 6-12-0—79, Smith 1-1-0—24.

RECEIVING—Kaua'i: Cadiente 9-147, Chadwin Lopez 3-53, Andres 3-30, Jett Jasper 2-28, Elvenia 1-24, Duke Dasalia 1-7. Campbell: Laupola 3-39, Kaku 1-24, Lee 1-24, Kepa Basham 1-11, Bannister 1-5.

**Semifinal – Saturday, Nov. 27, 2004 – Kuniakea Stadium, KS Kapalama
Iolani 17, Hawaii Prep 7**

	1	2	3	4		Total
Hawaii Prep	0	7	0	0		7
Iolani	3	0	14	0		17

Iol — FG Milo Kalama 30
 HPA — Zach Say 40 run (Michael Kopra kick)
 Iol — Michael Hirokawa 5 pass from Kiran Kepo'o (Kalama kick)
 Iol — Kekai Kealoha 59 pass from Kepo'o (Kalama kick)

RUSHING — HPA: Kopra 23-91, Say 12-97, Billy Case 7-52, Andrew Queen 1-2; Iol: Hirokawa 19-103, Micah Kalama 2-10, Kepo'o 2-(minus-3).

PASSING — HPA: Case 5-14-2—50; Iol: Kepo'o 14-24-0—180.

RECEIVING — HPA: Say 2-7, Queen 2-27, Sparky Springmeier 1-16; Iol: Kealoha 7-118, Hirokawa 6-57, Micah Kalama 1-5.

Championship – Friday, Dec. 3, 2004 – Aloha Stadium
Campbell 28, Iolani 7

	1	2	3	4		Total
Campbell	7	14	0	7		28
Iolani	0	0	7	0		7

Cam—Shaye Asoau 1 run (Asoau kick)

Cam—Anthony Shimizu 4 run (Asoau kick)

Cam—Isiah Smith 3 run (Asoau kick)

Iol—Mike Hirokawa 11 run (Mark May kick)

Cam—Shimizu 3 run (Asoau kick)

RUSHING—Campbell: Smith 14-122, Kaneal Stanton 10-113, Shimizu 9-60, Quinton Richards 10-55, Gregg Frink 4-15, Victor Cachuela 1-13, Isaac Laupola 1-(minus 3). Jesse Lee 5-(minus 5). Asoau 7-(minus 18). Iolani: Hirokawa 8-29, Travis Nishioka 1-4, Kekai Kealoha 1-3, Kiran Kepo'o 8-(minus 34).

PASSING—Campbell: Asoau 3-7-0—25. Iolani: Kepo'o 14-34-1—210.

RECEIVING—Campbell: Laupola 2-17, Shimizu 1-8. Iolani: Blayne Yama 4-43, Nishioka 3-55, Kealoha 3-53, Micah Kalama 3-43, Hirokawa 1- 16.

2005 Division 2



Quarterfinal – Friday, Nov. 18, 2005 – Hanapepe Stadium KS Maui 14, Kauai 7

	1	2	3	4	Total
KS Maui	0	0	7	7	14
Kauai	0	7	0	0	7

KAUAI—Pono Matthews 33 run (Frank Speetjens kick)
 KSM—Mokihana Silva 9 run (Kainalu Severson kick)
 KSM—Robert John Kukahiko 5 pass from Keahi Raikes (Severson kick)

RUSHING—KS-Maui: Shane Kamakaokalani 11-30, Curtis Puli 3-14, Mitchell Kauai Owen 13-64, Raikes 7-21, Silva 1-9. Kaua'i: Jonathan Rellin 7-27, Matthews 16-45, Brandon Young 2-1.

PASSING—KS-Maui: Raikes 13-18-1—133. Kaua'i: Matthews 7-15-1—68, Tron Rule 2-4-0—18.

RECEIVING—KS-Maui: Kukahiko 2-19, Kamakaokalani 1-3, Keaton Tam 4-45, Alepaki Kailiehu-Shinyama 1-19, Travis Wong 1-3, Rocky Keawekane 4-44. Kaua'i: Alan Kalili 3-23, Lucky Andres 4-51, Jett Jasper 2-12.

Quarterfinal – Friday, Nov. 18, 2005 – Moanalua High School Moanalua 34, KS Hawaii 20

	1	2	3	4	Total
KS Hawaii	7	6	0	7	20
Moanalua	14	0	7	13	34

KSH—Chris Aiwohi-Kegler 70 fumble return (Leon Peralto kick)
 Moan—Stanford Leti 55 run (Landon Watanabe kick)
 Moan—Jim Mateo 55 pass from Leti (Watanabe kick)
 KSH—Kolten Wong 32 run (kick failed)
 Moan—Leti 3 run (Watanabe kick)
 KSH—Daniel Kalai 19 pass from Mana Silva (Peralto kick)
 Moan—Jarin Salvador-Atabay 3 run (Watanabe kick)
 Moan—J.D. Baba 47 interception return (run failed)

RUSHING—Kamehameha: Silva 15-54, Wong 17-98. Moanalua: Leti 18-134, Quinton Tang 4-21, John Estores 10-58, Jordan Monico 3-22, Salvador-Atabay 3-18, Ben Crippen 1-20.

PASSING—Kamehameha: Silva 7-17-2—75. Moanalua: Leti 6-14-2—159, Estores 1-3-0—9, Salvador-Atabay 1-1-0—6.

RECEIVING—Kamehameha: Kalai 4-61, Wyatt Kaili-Leong 3-14. Moanalua: Savai'i Eselu 2-33, Estores 3-62, Mateo 1-55, Leti 2-15, Salvador-Atabay 1-9.

Semifinal – Saturday, Nov. 26, 2005 – Iolani School
Iolani 48, Moanalua 20

	1	2	3	4		Total
Moanalua	7	0	7	6		20
Iolani	14	21	7	6		48

Iol—Travis Nishioka 61 pass from Kiran Kepo'o (Kody Adams kick)

Moan—Stanford Leti 39 run (Landon Watanabe kick)

Iol—Mike Hirokawa 19 pass from Kepo'o (Adams kick)

Iol—Nishioka 50 pass from Kepo'o (Adams kick)

Iol—Hirokawa 10 run (Adams kick)

Iol—David Whitehouse 35 pass from Kepo'o (Adams kick)

Iol—Hirokawa 1 run (Adams kick)

Moan—Leti 3 run (Watanabe kick)

Iol—Justin Yamamoto 3 run (kick failed)

Moan—Jordan Monico 7 run (run failed)

RUSHING—Moanalua: Leti 17-169, Quinton Tang 6-22, John Estores 8-33, Jarin Salvador-Atabay 6-23, Monico 4-51, Watanabe 2-10, Jim Mateo 1-3. Iolani: Kepo'o 5-29, Hirokawa 10-44, Yamamoto 11-84, Ryan Dung 2-6, Reid Furukawa 2-6, Alex Lim 1-(minus 2), Team 1-(minus 1).

PASSING—Moanalua: Leti 1-7-1—1, Estores 1-4-0—11, Salvador-Atabay 0-1-0—0, Monico 1-1-0—(minus 2). Iolani: Kepo'o 17-25-0—353, Dung 1-2-0—10.

RECEIVING—Moanalua: Salvador-Atabay 2-(minus 1), Leti 1-11. Iolani: Scott Wada 1-10, Nishioka 5-132, Hirokawa 2-27, Kekai Kealoha 5-120, Blayne Yama 3-24, Whitehouse 1-35, Mark May 1-15.

Semifinal – Saturday, Nov. 26, 2005 – Radford High School
Radford 37, KS Maui 27

	1	2	3	4		Total
KS Maui	7	0	6	14		27
Radford	14	3	14	6		37

Rad—Kyle Blair 22 pass from Justin Lord (Jamie Whitworth kick)

KSM—Rocky Keawekane 52 pass from Keahi Raikes (Kainalu Severson kick)

Rad—Lord 6 run (Whitworth kick)

Rad—FG Whitworth 32

Rad—Mike So'oto 36 pass from Lord (Whitworth kick)

Rad—Trevor Maldon 1 run (Whitworth kick)

KSM—Shane Kamakaokalani 1 run (run failed)

KSM—Keawekane 83 pass from Raikes (Curtis Puli run)

Rad—Luke Failauga 11 run (kick blocked)

KSM—Keawekane 80 pass from Bryan Pali (run failed)

RUSHING—Kamehameha-Maui: Kamakaokalani 7-5, Joshua Saribay 13-39, Raikes 5-17, Keawekane 2-3. Radford: Lord 8-11, Maldon 2-4, Jeremy LeClair 4-(minus 3), Alex Daniels 14-57, Nelson Benigno 1-8, Antoine Day 3-17, Ezekial Pulou 3-29, Failauga 3-10, Team 3-(minus 3).

PASSING—Kamehameha-Maui: Raikes 8-25-0—203, Pali 1-1-0—80. Konapilahi Plunkett 1-1-0—2. Radford: Lord 9-16-0—145, Epa Maika 2-5-0—7.

RECEIVING—Kamehameha-Maui: Kamakaokalani 4-40, Keawekane 4-224, Robert-John Kukahiko 1-21, Mitchell-Kauai Owan 1-0. Radford: Mike Goodman 1-15, Joe Brundidge 2-5, Blair 2-41, Daniels 1-12, Jesse Mayeux 1-4, Shane Masaniai 2-30, Keli'i Cobb 1-9, So'oto 1-36.

Championship – Friday, Dec. 2, 2005 – Aloha Stadium
Iolani 34, Radford 20

	1	2	3	4	Total
Radford	10	3	7	0	20
Iolani	3	14	7	10	34

RAD—Alex Daniels 5 run (Jamie Whitworth kick)

IOL—FG Kody Adams 30

RAD—FG Whitworth 26

IOL—Travis Nishioka 35 pass from Kiran Kepoço (Adams kick)

IOL—Mike Hirokawa 4 run (Adams kick)

RAD—FG Whitworth 20

RAD—Daniels 1 run (Whitworth kick)

IOL—Nishioka 10 pass from Kepoço (Adams kick)

IOL—FG Adams 21

IOL—Hirokawa 15 run (Adams kick)

Team Statistics	Radford	Iolani
First Downs	15	16
Rushes-Yards	53-203	30-199
Passing Yards	76	187
Total Offense	73-279	49-386
Passes (Att-Cmp-Int)	20-9-0	31-19-1
Punt Returns-Yards	1-14	2-28
Kickoff Return-Yards	4-71	0-0
Fumbles-Lost	3-1	2-1
Penalties-Yards	3-26	3-14
Interceptions-Yards	1-5	0-0
Punts (No-Avg.)	3-43.7	2-33.0
3rd Down Conversions	6-18	6-10
4th Down Conversions	3-6	0-0
Time of Possession	29:37	18:23

RUSHING--Radford: Daniels 30-138, Justin Lord 14-61, Jeremy LeClair 8-31, Team 1-(minus 27).

Iolani: Hirokawa 23-217, Kepo'o 7-(minus 18).

PASSING--Radford: Lord 9-20-0-76. **Iolani:** Kepo'o 13-19-1-187.

RECEIVING--Radford: Mike Sooto 4-25, Joe Brundidge 2-14, Kyle Blair 1-24, Daniels 1-11, Shane Masaniai 1-2. **Iolani:** Kekai Kealoha 4-46, Blayne Yama 4-38, Hirokawa 2-52, Nishioka 2-45, Mark May 1-6.

2006 Division 2



Quarterfinal – Friday, Nov. 17, 2006 – Kamehameha Schools Hawaii Campus Waipahu 27, #4 KS Hawaii 12

	1	2	3	4	Total
Waipahu (8-2-2)	0	13	7	7	27
KS Hawaii (8-3)	0	0	12	0	12

WAIP—Matt Soueira 6 run (Aaron Paahana kick)
 WAIP—Soueira 51 pass from Gil Fernandez (kick failed)
 KSH—FG Kamaka Tauati 36
 KSH—Safety, Fernandez tackled in end zone
 KSH—Hogan Rosehill 42 pass from Nick Miyasato. (Tauati kick)
 WAIP—Keo Palimo'o 5 run (Paahana kick)
 WAIP—Fernandez 5 run (Paahana kick)

RUSHING—Waipahu: Palimo'o 22-118, Dayton Duff-Domingo 6-59, Fernandez 8-40, Tauave Vili 6-40, Soueira 3-24, Jesse Doctolero 4-12, Troy Matautia 2-10, Tyler Martin 3-9. Kamehameha: Kolten Wong 13-38, M. Wong 2-0.

PASSING—Waipahu: Fernandez 4-5-0—98. Kamehameha: Miyasato 6-14-0—82, K. Wong 0-1-0—0.

RECEIVING—Waipahu: Soueira 1-51, Duff-Domingo 2-42, Steven Berndt 1-5. Kamehameha: Rosehill 2-44, Alnas 2-25, M. Wong 1-8, K. Wong 1-5.

Quarterfinal – Saturday, Nov. 18, 2006 – 'Iolani School #3 'Iolani 41, Kaimuki 40

	1	2	3	4	Total
Kaimuki (6-5-1)	12	8	0	20	40
'Iolani (6-5-1)	7	27	7	0	41

KAI — Perry Faleao 6 pass from Stephen Harris (kick blocked)
 'IOL — Jordan Nakamura 23 pass from Ryan Dung (Kody Adams kick)
 KAI — Dolly AINU'u 4 run (run failed)
 'IOL — Ronnie Hirokawa 35 pass from Dung (pass failed)
 KAI — Chris Etuale 5 pass from Kaponu Kaiwi-Barrionuebo (AINU'u pass from Harris)
 'IOL — Lionel Fujioka 17 pass from Dung (Adams kick)
 'IOL — Jarom Baldomero 55 interception return (Adams kick)
 'IOL — Fujioka 11 pass from Dung (Adams kick)
 'IOL — Justin Yamamoto 13 run (Adams kick)
 KAI — AINU'u 41 run (kick blocked)
 KAI — Maua Tuitele 4 run (James Bower pass from Kaiwi-Barrionuebo)
 KAI — Harris 6 pass from Kaiwi-Barrionuebo (pass failed)

RUSHING — Kaimuki: AINU'u 16-151, Faleao 4-12, Chase Nanod 8-48, Kaiwi-Barrionuebo 6-29, Harris 2-5, Tuitele 9-42, Joshwa Salvador 1-4, Bower 8-69. 'Iolani: Yamamoto 12-49.

PASSING — Kaimuki: Kaiwi-Barrionuebo 13-30-2—147, Harris 1-1-0—6. 'Iolani: Dung 15-26-1—229.

RECEIVING — Kaimuki: Travis Pologa 2-9, Romnick Pagurayan 2-14, Harris 4-59, Tom Lau 3-29, Etuale 2-27, AINU'u 1-15. 'Iolani: Hirokawa 6-106, Nakamura 4-47, Fujioka 4-27, Aaron Fong 1-49.

Semifinal – Friday, Nov. 24, 2006 – Vidinha Stadium**#1 Kauai 17, Waipahu 6**

	1	2	3	4		Total
Waipahu (8-3-2)	0	6	0	0		6
Kauai (9-0)	0	10	0	7		17

Waip—Matt Soueira 59 run (kick failed)

Kaua'i—Justyn Jumawan-Perreira 20 interception return (Kainoa Lemke kick)

Kaua'i—FG Lemke 36

Kaua'i—Jumawan-Perreira 55 interception return (Lemke kick)

RUSHING — Waipahu: Soueira 3-56, Jesse Doctolero 9-23, Keo Palimo'o 10-21, Gil Fernandez 10-19, Tauave Vili 3-11, Dayton Duff-Domingo 3-(minus 9), Aaron Paahana 1-(minus 10). Kaua'i: Micah Alayvilla 2-8, Brendan Young 10-6, Andrew Renaud 7-(minus 5).

PASSING — Waipahu: Fernandez 1-5-2—16, Troy Matautia 0-1-1—0. Kaua'i: Renaud 19-31-2—133.

RECEIVING — Waipahu: Soueira 1-16. Kaua'i: Bradley Semana 5-20, Travis Kanehe 4-11, Tyrus Ceria-Lux 3-39, Jonathan Gebauer 3-33, Young 3-24, Skyler Ramson 1-6.

Semifinal – Friday, Nov. 24, 2006 – War Memorial Stadium**#2 King Kekaulike 38, #3 'Iolani 37**

	1	2	3	4		Total
'Iolani (6-6-1)	3	14	14	6		37
King Kekaulike (7-3-1)	6	6	20	6		38

Iol — FG Kody Adams 25.

KK — Michael Douglas 19 run (run failed).

Iol — Reid Furukawa 23 pass from Ryan Dung (Adams kick).

KK — Javan Fulton 8 run (run failed).

Iol — Aaron Fong 10 pass from Dung (Adams kick).

KK — Kyle Duarte 14 run (pass failed).

Iol — Ronnie Hirokawa 23 pass from Dung (run failed).

KK — Shelton Bangasan 1 run (Shannon Kamakaokalani kick).

Iol — Furukawa 50 pass from Dung (Fong pass from Dung).

KK — Douglas 41 run (Kamakaokalani kick).

Iol — Justin Yamamoto 9 pass from Ryan Dung (pass failed).

KK — Randen Abafo 21 pass from Shelton Bangasan (PAT not attempted).

RUSHING—Iolani: Justin Yamamoto 8-22, Ryan Dung 3-(minus 6), Reid Furukawa 1-6, Ronnie Hirokawa 1-(minus 10). King Kekaulike: Michael Douglas 27-193, Shannon Kamakaokalani 19-145, Javan Fulton 6-43, Shelton Bangasan 5-24, Kyle Duarte 5-16, Edrian Dela Cruz 1-4.

PASSING—Iolani: Ryan Dung 26-45-0—369, Lionel Fujioka 0-1-0—0. King Kekaulike: Bangasan 5-8-1—85.

RECEIVING—Iolani: Jordan Nakamura 1-11, Furukawa 6-96, Fong 9-127, Fujioka 6-76, Hirokawa 2-37, Yamamoto 2-22. King Kekaulike: Randen Abafo 2-31, Fulton 1-26, Duarte 2-28.

Championship – Friday, Dec. 1, 2006 – Aloha Stadium**#2 King Kekaulike 33, #1 Kauai 20**

	1	2	3	4		Total
King Kekaulike (8-3-1)	20	6	7	0		33
Kauai (9-1)	7	6	0	7		20

KK--Randen Abafo 22 interception return (Shannon Kamakaokalani kick).

KK--Kyle Duarte fumble recovery in end zone (Kamakaokalani kick).

Kauai--Pono Matthews 22 pass from Andrew Renaud (Kainoa Lemke kick).

KK--Duarte 6 pass from Shelton Bangasan (kick failed).

Kauai--Tyrus Ceria-Lux 31 pass from Renaud (kick failed).

KK--Abafo 38 fumble return (pass failed).

KK--Kamakaokalani 27 run (Kamakaokalani kick).

Kauai--Brendan Young 11 run (Lemke kick).

Team Statistics	King K.	Kauai
First Downs	6	19
Rushes-Yards	41-176	25-73
Passing Yards	8	236
Total Offense	47-184	69-309
Passes (Att-Cmp-Int)	6-2-0	44-19-4
Punt Returns-Yards	2-9	4-57
Kickoff Return-Yards	6-263	4-215
Fumbles-Lost	2-1	4-2
Penalties-Yards	2-20	7-50
Interceptions-Yards	4-120	0-0
Punts (No-Avg.)	6-39.7	3-38.7
3rd Down Conversions	2-12	3-13
4th Down Conversions	0-3	0-3

RUSHING--King Kekaulike: Kamakaokalani 17-134, Javan Fulton 4-18, Michael Douglas 4-18, Abafo 1-13, Makoa Aikala 2-8, Shelton Bangasan 1-0, Edrian Dela Cruz 3-0, Duarte 2-(-9), Team 2-(-9).

Kauai: Young 11-65, Matthews 4-23, Bradley Semana 2-18, Renaud 7-(-7), Team 1-(-26).

PASSING--King Kekaulike: Bangasan 2-6-0-8. Kauai: Renaud 19-44-4-236.

RECEIVING--King Kekaulike: Duarte 1-6, Abafo 1-2. Kauai: Matthews 6-88, Young 6-55, Semana 3-23, Jonathan Gebauer 2-40, Ceria-Lux 2-30.

2007 Division 2



Quarterfinal – Saturday, Nov. 17, 2007 – Kaiser High School #4 Kaimuki 22, KS Hawaii 0

	1	2	3	4	Total
KS Hawaii (8-5)	0	0	0	0	0
Kaimuki (11-1)	7	9	0	6	22

Kaim — Kaponon Kaiwi-Barrionuebo 1 run (Tevita Aholelei kick)
 Kaim — safety, quarterback recovered bad snap in end zone
 Kaim — Chezz Ramos-Dias 8 pass from Kaiwi-Barrionuebo (Aholelei kick)
 Kaim — Ramos-Dias 17 pass from Kaiwi-Barrionuebo (kick failed)

RUSHING—Kamehameha-Hawai'i: Kolten Wong 10-14, Hogan Rosehill 1-(minus 15), Nick Miyasato 6-(minus 23), team 1-(minus 10). Kaimuki: Justin Paderes 27-111, Kaiwi-Barrionuebo 9-4, Joshua Gacusana 10-45, Aholelei 6-21, Makali'i Nahinu 1-4, Nainoa Hiapo 1-5.

PASSING—Kamehameha-Hawai'i: Miyasato 9-22-1—54. Kaimuki: Kaiwi-Barrionuebo 5-10-1—33, Hiapo 0-1-0—0.

RECEIVING—Kamehameha-Hawai'i: Rosehill 2-11, Issac Chung 1-7, Kawika Cazimero 3-24, Kana Silva 1-(minus 2), Wong 2-14. Kaimuki: Romnick Pagurayan 1-9, Ramos-Dias 2-25, Aholelei 1-(minus 6), Chris Fiamate 1-5.

Quarterfinal – Saturday, Nov. 17, 2007 – Vidinha Stadium #3 Kauai 40, Roosevelt 9

	1	2	3	4	Total
Roosevelt (6-4-1)	0	3	0	6	9
Kauai (8-1)	7	0	13	20	40

Kaua'i — Trent Allianic 73 run (Tyrus Ceria-Lux kick)
 Roosevelt — FG 25 Alex Fowler
 Kaua'i — Peleku Yasay 7 run (Ceria-Lux kick)
 Kaua'i — Ceria-Lux 20 pass from Andrew Renaud (kick failed)
 Kaua'i — Yasay 1 run (Ceria-Lux kick)
 Roosevelt — Ranson Tuitama 13 pass from Shon Fujii (pass failed)
 Kaua'i — Keli'i Ruiz 6 run (Ceria-Lux kick)
 Kaua'i — Ruiz 23 run (kick failed)

RUSHING — Roosevelt: Tuitama 13-78, Justy Kalilimoku 1-1, Lowen Kaho'oilihala 6-minus 7, Fujii 3-minus 12, Fowler 3-minus 13. Kaua'i: Ruiz 24-171, Yasay 9-90, Allianic 6-53, Donovan Refamonte 5-22, Renaud 2-minus 12.

PASSING — Roosevelt: Fujii 7-14-2-48, Kaho'oilihala 4-8-0-27, Tuitama 1-2-1-27. Kaua'i: Allianic 6-10-0-52, Renaud 1-3-1-20.

RECEIVING — Roosevelt: Tuitama 4-30, Fowler 3-23, Keenan Koizumi 2-40, Justin Otaguro 2-6, Lowen Furata-Harada 1-3. Kaua'i: Ceria-Lux 2-20. John Gebauer 1-19, Ruiz 1-13, Renaud 1-12, Joshua Kahanui 1-7, Dayne Murata 1-1.

Semifinal – Saturday, Nov. 24, 2007 – War Memorial Stadium**#1 Lahainaluna 52, #4 Kaimuki 20**

	1	2	3	4		Total
Kaimuki (11-2)	0	0	12	8		20
Lahainaluna (9-1)	0	30	15	7		52

Lah — Blaise Smith 6 run (Ivan Delaney kick)

Lah — Smith 2 run (Matthew Lawless from Jordan Casco)

Lah — Lake Casco 26 pass from Jake Manning (Delaney kick)

Lah — Casco 26 run (Simione Vehikite run)

Lah — Vehikite 11 run (Lawless from Jordan Casco).

Kaim — Kapono Kaiwi-Barrionuebo 1 run (pass failed)

Kaim — Romnick Pagurayan 14 pass from Nainoa Hiapo (pass failed)

Lah — Smith 16 run (Delaney kick)

Kaim — Kapono Kaiwi-Barrionuebo 1 run (Desmond Tautofi from Kaiwi-Barrionuebo)

Lah — Jake Manning 30 run (Delaney kick)

RUSHING—Kaimuki: Justin Paderes 13-27, Kaiwi-Barrionuebo 7-5, Maua Tuitele 1-(minus 7), Joshua Gacusana 2-3, Tevita Aholelei 1-1, Chezz Ramos-Dias 1-(minus 6). Lahainaluna: Kailas McGhee 9-48, Manning 4-47, Smith 15-93, L. Casco 6-20, Jacob McCarthy 2-14, Vehikite 1-11, Imihana Ampong 3-11, Jared Paniasigui 1-6, Ikaika Azcueta 1-2, Wesley Antolin 2-5, team 2-(minus 5).

PASSING—Kaimuki: Kaiwi-Barrionuebo 10-29-4—149, Hiapo 1-14. Lahainaluna: Manning 5-12-0—83.

RECEIVING—Kaimuki: Chris Fiamate 3-36, Pagurayan 5-104, Ramos-Dias 1-12, Paderes 2-11. Lahainaluna: L. Casco 2-52, Chris Wanke 1-3, Smith 1-23, Paniasigui 1-5.

Semifinal – Saturday, Nov. 24, 2007 – ‘Iolani School**#2 ‘Iolani 35, #3 Kauai 21**

	1	2	3	4		Total
Kauai (8-2)	7	7	0	7		21
‘Iolani (5-6)	7	7	14	7		35

‘Iolani — Justin Yamamoto 15 run (Kodi Look kick)

Kaua‘i — John Gebauer 11 pass from Trent Allianic (Tyrus Ceria-Lux kick)

‘Iolani — Lionel Fujioka 72 pass from Kela Marciel (Look kick)

Kaua‘i — Andrew Renaud 8 pass from Allianic (Ceria-Lux kick)

‘Iolani — Reid Furukawa 2 run (Look kick)

‘Iolani — Aaron Fong 9 pass from Marciel (Look kick)

‘Iolani — Fong 33 pass from Marciel (Look kick)

Kaua‘i — Sheldon Sakai 18 pass from Renaud (Ceria-Lux kick)

RUSHING — Kaua‘i: Renaud 5-27, Peleku Yasay 3-15, Kelii Ruiz 8-13, Allianic 5-5, Donovan Refamlo 1-2. ‘Iolani: Yamamoto 25-138, Marciel 6-20, Furukawa 3-12, team 1-0.

PASSING — Kaua‘i: Allianic 14-24-1—146, Renaud 7-14-1—80. ‘Iolani: Marciel 14-21-1—253.

RECEIVING — Kaua‘i: Sakai 4-50, Gebauer 4-32, Ceria-Lux 3-83, Blake Gingerich 2-19, Dayne Murata 2-16, Renaud 2-5, Ruiz 1-10, Kupa Graycochea 1-8, Joshua Kahananu 1-3, Canaan Bernard 1-0. ‘Iolani: Fujioka 5-139, Fong 3-67, Ronnie Hirokawa 3-21, Furukawa 2-14, Yamamoto 1-12.

Championship – Friday, Nov. 30, 2007 – Aloha Stadium**#2 'Iolani 28, #1 Lahainaluna 21**

	1	2	3	4		Total
'Iolani (6-6)	7	7	7	7		28
Lahainaluna (9-2)	14	7	0	0		21

Lah--Jake Manning 35 run (kick failed)

Lah--Jayson Manning 24 pass from Jake Manning (Simione Vehikite run)

Iol--Reid Furukawa 46 pass from Kela Marciel (Kodi Look kick)

Iol--Lionel Fujioka 2 pass from Marciel (Look kick)

Lah--Bryson Williams 2 run (Ivan Delaney kick)

Iol--Ronnie Hirokawa 12 pass from Marciel (Look kick)

Iol--Justin Yamamoto 3 run (Look kick)

Team Statistics	'Iolani	Lahainaluna
First Downs	18	11
Rushes-Yards	29-129	38-225
Passing Yards	290	43
Total Offense	57-419	46-268
Passes (Att-Cmp-Int)	28-17-1	8-4-1
Punt Returns-Yards	2-11	2-75
Kickoff Return-Yards	3-22	1-4
Fumbles-Lost	4-0	3-0
Penalties-Yards	5-35	3-15
Interceptions-Yards	1-7	1-30
Punts (No-Avg.)	2-39.5	5-35.0
3rd Down Conversions	6-10	4-11
4th Down Conversions	0-2	1-2
Time of Possession	21:55	26:05

RUSHING -- Iolani: Yamamoto 18-88, Marciel 10-40, Furukawa 1-1. **Lahainaluna:** Kailas McGhee 9-63, Jak. Manning 8-54, Jacob McCarthy 5-40, Blaise Smith 5-33, Vehikite 1-21, Lake Casco 9-12, Bryson Williams 1-2.

PASSING -- Iolani: Marciel 17-28-1-290. **Lahainaluna:** Jak. Manning 4-8-1-43.

RECEIVING -- Iolani: Fujioka 5-54, Hirokawa 5-37, Furukawa 3-134, Aaron Fong 2-36, Yamamoto 2-29. **Lahainaluna:** Jay. Manning 1-24, McGhee 1-10, Chris Wanke 1-5, Williams 1-4.

2008 Division 2



Quarterfinal – Friday, Nov. 21, 2008 – Konawaena High School #4 Campbell 25, Konawaena 15

	1	2	3	4	Total
Campbell (11-1)	7	12	6	0	25
Konawaena (10-3)	7	0	0	8	15

Camp — Arthur Aiwohi 39 pass from Lalo Respicio (Robert Regpala kick)
 Kona — Daniel Royce 4 pass from Thomas Deniz (Kawika Karratti kick)
 Camp — Brandon Ahuna 3 run (kick failed)
 Camp — Daniel Masifilo 6 pass from Respicio (pass failed)
 Camp — Regpala 13 pass from Damon Fuentes (pass failed)
 Kona — Deniz 8 run (Deniz run)

RUSHING—Campbell: Ahuna 19-130, Respicio 4-17, Samson Anguay 6-65, Derrick Santiago 4-17, Jumar Gonzales 1-0. Konawaena: Keaoopua Phipps 5-19, Deniz 12-45, Sam Unger 2-4, Kealanuinalu Kae'o 3-26, Shane Henriques 3-16.

PASSING—Campbell: Respicio 18-32-0—176, Fuentes 3-5-0—25. Konawaena: Deniz 9-30-0—64, Unger 1-1-0—(minus 1).

RECEIVING—Campbell: Aiwohi 5-63, Gonzales 2-13, Santiago 3-26, Anguay 4-50, Regpala 2-18, Masifilio 4-31, Ahuna 1-0. Konawaena: Vince Ogawa 1-(minus 1), Unger 5-43, Royce 2-2, Kae'o 2-19.

Quarterfinal – Friday, Nov. 21, 2008 – Vidinha Stadium Radford 17, #3 Kauai 7

	1	2	3	4	Total
Radford (9-3)	14	3	0	0	17
Kauai (8-1)	0	0	7	0	7

Rad — Hogan 5 run (Cody Spraker kick)
 Rad — Sean Ouchie 88 interception return (Spraker kick)
 Rad — FG Spraker 22
 Kau — Canaan Bernard 4 pass from Trey Shimabukuro (Trent Allianic kick)

RUSHING — Radford: Phil Hogan 52-160, Mosiah Manuma 13-24, Tama Fiaseu 2-6. Kaua'i: Paleku Yasay 14-21, Sheldon Sakai 1-0, Shimabukuro 4-(minus 34).

PASSING — Radford: Manuma 8-12-0-82, Pouesi Togiailua 0-1-0-0. Kaua'i: Shimabukuro 9-24-2-145.

RECEIVING — Radford: Shawn Putman-Curry 3-29, Deshawn Robinson 2-22, Andrew Forester 1-23, Brad Osborne 1-8, Christopher Nichols 1-0. Kaua'i: Sheldon Sakai 3-82, Bernard 3-8, Scott Taylor 1-38, Christian Fort 1-11, Dayne Murata 1-6.

Semifinal – Friday, Nov. 28, 2008 – Roosevelt High School**#1 Iolani 24, #4 Campbell 6**

	1	2	3	4		Total
Campbell (11-2)	0	0	0	6		6
Iolani (10-3)	7	10	0	7		24

Iol — Kellen Imada 1 run (Andrew Skalman)

Iol — Imada 2 run (Skalman kick)

Iol — FG Skalman 22

Camp — Lalo Respicio 1 run (kick blocked)

Iol — Kela Marciel 10 run (Skalman kick)

RUSHING-Campbell: Brandon Ahuna 11-28, Respicio 9-29. Iolani: Imada 12-79, Marciel 5-9, Jarrett Arakawa 4-(minus 11), Ammon Baldomero 13-56.

PASSING-Campbell: Respicio 21-45-6-185. Iolani: Arakawa 16-27-0-156, Marciel 0-1-0-0.

RECEIVING-Campbell: Derrick Santiago 3-12, Arthur Aiwohi 9-105, Robert Regpala 2-29, Daniel Masifilo 3-15, Jumar Gonzales 1-9, Ahuna 3-15. Iolani: Trevyn Tulonghari 4-21, Kevin Barayuga 2-23, Brandon Ball 4-55, Jordan Szadkowski 1-4, Imada 2-21, Baldomero 1-7, Travis Muraoka 1-6, Marciel 1-19.

Semifinal – Friday, Nov. 28, 2008 – War Memorial Stadium**Radford 33, #2 Lahainaluna 27**

	1	2	3	4		Total
Radford (10-3)	7	14	12	0		33
Lahainaluna (7-3)	7	0	7	13		27

Rad-Shawn Putnam-Curry 8 run (Cody Spraker kick)

Lah-Miko Tesoro 30 fumble return (Ivan Delaney kick)

Rad-Mosiah Manuma 31 pass to Putnam-Curry (Spraker kick)

Rad-Manuma 19 pass to Putnam-Curry (Spraker kick)

Lah-Jake Manning 57 run (Delaney kick)

Rad-Pouesi Togiailua 1 run (kick blocked)

Rad-Manuma 1 run (kick failed)

Lah-Manning 31 pass to Ty Carter (run failed)

Lah-Manning 8 pass to Imihana Ampong (Delaney kick)

RUSHING-Radford: Phil Hogan 20-93, Manuma 10-108, Putnam-Curry 2-13, Tama Fiaseu 3-9, Togiailua 1-1. Lahainaluna: Bryson Williams 5-7, Jostin Carbajal 1-1, Ampong 3-5, Manning 9-116, Rekzar Sapla 1-22, George Chihara 1-5.

PASSING-Radford: Manuma 13-22-0-179, Doug Brown 1-1-0-4, Togiailua 1-1-0-15. Lahainaluna: Manning 7-12-0-74, TJ Rickard 1-1-0-66.

RECEIVING-Radford: Putnam-Curry 9-140, Brad Osborne 3-22, Andrew Forester 1-17, Manuma 1-15, Christopher Nichols 1-4. Lahainaluna: Ampong 3-24, Williams 2-17, Chihara 1-2, Carter 2-97.

Championship – Friday, Dec. 5, 2008 – Aloha Stadium

#1 'Iolani 35, Radford 20

	1	2	3	4		Total
Radford (10-4)	7	0	7	6		20
'Iolani (11-3)	7	7	7	14		35

Scoring Summary:

1st 11:46 RADFORD - FORESTER,Andrew 22 pass from MANUMA,Mosiah (SPRAKER,Cody kick)
 09:02 IOLANI - IMADA,Kellen 34 run (SKALMAN,Andrew kick)
 2nd 00:35 IOLANI - TULONGHARI,T. 27 pass from ARAKAWA,Jarrett (SKALMAN,Andrew kick)
 3rd 07:01 RADFORD - OSBORNE,Brad 18 pass from BROWN,Doug (SPRAKER,Cody kick)
 06:46 IOLANI - ALMADOVA,B. 67 kickoff return (SKALMAN,Andrew kick)
 4th 09:44 IOLANI - MARCIEL,Kela 70 run (SKALMAN,Andrew kick)
 08:52 IOLANI - IMADA,Kellen 49 run (SKALMAN,Andrew kick)
 00:00 RADFORD - OSBORNE,Brad 9 pass from MANUMA,Mosiah (no PAT attempted)

	RADFORD	IOLANI
FIRST DOWNS	19	10
RUSHES-YARDS (NET)	33-67	24-194
PASSING YDS (NET)	207	65
Passes Att-Comp-Int.....	39-25-2	11-6-1
TOTAL OFFENSE PLAYS-YARDS	72-274	35-259
Fumble Returns-Yards.....	0-0	0-0
Punt Returns-Yards.....	4-44	3-64
Kickoff Returns-Yards.....	5-46	2-67
Interception Returns-Yards....	1-0	2-37
Punts (Number-Avg).....	6-38.0	5-38.6
Fumbles-Lost.....	1-0	1-1
Penalties-Yards.....	2-15	4-44
Possession Time.....	31:44	16:15
Third-Down Conversions.....	7 of 17	3 of 8
Fourth-Down Conversions.....	3 of 4	0 of 0
Red-Zone Scores-Chances.....	2-2	0-0
Sacks By: Number-Yards.....	1-1	4-21

RUSHING: Radford-HOGAN,Phil 10-35; BROWN,Doug 3-26; TOGIAILUA,P. 4-12; PUTMAN-CURRY,S. 1-5; FIASEU,Tama 2-0; MANUMA,Mosiah 12-minus 1; TEAM 1-minus 10. Iolani-IMADA,Kellen 17-119; MARCIEL,Kela 4-70; ARAKAWA,Jarrett 2-6; BALDOMERO,Ammon 1-minus 1.

PASSING: Radford-MANUMA,Mosiah 21-33-0-167; BROWN,Doug 4-6-2-40. Iolani-ARAKAWA,Jarrett 6-11-1-65.

RECEIVING: Radford-PUTMAN-CURRY,S. 8-59; FORESTER,Andrew 4-49; OSBORNE,Brad 4-38; HOGAN,Phil 3-20; VICTORINO,Jared 2-16; ROBINSON,D. 2-11; LIMOS,Robert 1-15; TOGIAILUA,P. 1-minus 1. Iolani-TULONGHARI,T. 2-39; BARAYUGA,Kevin 2-15; HOOHULI,Keenan 1-7; IMADA,Kellen 1-4.

INTERCEPTIONS: Radford-MANUMA,Mosiah 1-0. Iolani-ALMADOVA,B. 1-27; GIBSON,Carl 1-10.

FUMBLES: Radford-TEAM 1-0. Iolani-MATSUNAMI,Alex 1-1.

Kickoff time: 4:37 pm End of Game: 7:00 pm Total elapsed time: 2:23
 Officials: Referee: Rhys Amimoto; Umpire: Gary Ferreira; Linesman: Marshall Harvest; Line judge: Fred Davidson; Back judge: Paul Cole; Field judge: Jerry Morris; Side judge: Ron Tacadena; Scorer: Dara Young;
 Temperature: 82 deg. Wind: E 5 mph Weather: Partly cloudy

2009 Division 2



Quarterfinal – Friday, Nov. 20, 2009 – Aiea High School Aiea 20, #4 Lahainaluna 12

	1	2	3	4	Total
Lahainaluna (6-4)	6	0	0	6	12
Aiea (9-3)	0	7	0	13	20

LAHA — Jostin Carbajal 1 run (kick failed)
 'AIEA — Chucky Kaahanui 32 run (Nicholas Hiraoka kick)
 AIEA — Kaahanui 10 run (kick failed)
 LANA – Pau'la Toa 27 pass from Todd Rickard, Jr. (kick blocked)
 'AIEA — Anae Vaa 43 run (Hiraoka kick)

RUSHING — Lahainaluna: Daven Kaina 9-24, Rickard, Jr. 11-31, George Chihara 2-13, Joseph Hildago 3-(minus 1), Carbajal 6-(minus 9), Imihana Ampong 2-5, Teanu Rickard 1-2, Toa 1-(minus 1).
 'Aiea: Kaahanui 12-67, Otto-Titan Salausa 6-19, Vaa 8-67, Matt Faalele 1-(minus 1), Douglas Tautua 1-6.

PASSING — Lahainaluna: Rickard, Jr. 7-14-2-106. 'Aiea: Kaahanui 11-21-1-68,

RECEIVING — Lahainaluna: Ampong 1-13, Carbajal 2-17, Hildago 1-26, Chihara 1-9, Toa 1-27, Zachary Corpuel 1-14. 'Aiea: Kekoa Thompson 7-35, Michael Williams 1-8, Freddy Taliuli 1-0, Salausa 1-3, Faalele 1-22.

Quarterfinal – Friday, Nov. 20, 2009 – Moanalua High School Hawaii Prep 17, #3 Moanalua 14

	1	2	3	4	Total
Hawaii Prep (11-0)	6	0	8	0	14
Moanalua (10-2)	7	0	7	3	17

MOANALUA — Adam Francisco 80 run (kick failed)
 HAWAII PREP — Max Verbrugge 4 fumble return (Kalei Konrad kick)
 HAWAII PREP — Nathaniel Adams 10 pass from Keanu Yamamoto (Konrad kick)
 MOANALUA — Tahje Canyon 80 run (Xavier Peterson run)
 HAWAII PREP — FG Konrad 31

RUSHING — Hawai'i Prep: Roland Setu 3-(minus 6), Isaiah Adams 8-26, Yamamoto 8-2, Keoni Colson 8-3. Moanalua: Michael Egami 2-(minus 4), Francisco 5-90, Canyon 15-141, Peterson 2-2, Keenan Ragragola 2-5.

PASSING — Hawai'i Prep: Yamamoto 12-20-1-150. Moanalua: Francisco 6-16-1-46, Egami 0-1-0-0.

RECEIVING — Hawai'i Prep: JJ Higginson 3-32, I. Adams 3-63, N. Adams 6-55. Moanalua: Egami 1-10, Richard Villasenor 1-4, Canyon 2-24, Ragragola 1-9, Peterson 1-(minus 1).

Semifinal – Friday, Nov. 27, 2009 – Radford High School**#1 'Iolani 21, Aiea 7**

	1	2	3	4		Total
Aiea (9-4)	0	7	0	0		7
'Iolani (11-2)	7	7	0	7		21

'IOL — Ammon Baldomero 2 run (Andrew Skalman kick)

'AIEA — Otto-Titan Salausa 4 run (Nicholas Hiraoka kick)

'IOL — Josiah Sukumaran 24 pass from Jarrett Arakawa (Skalman kick)

'IOL — Trevyn Tulonghari 12 run (Skalman kick)

RUSHING — 'Aiea: Salausa 14-49, Matt Faalele 3-8, Chucky Kaahanui 5-(minus 9), Anae Vaa 4-23, Freddy Taliulu 3-(minus 5), Douglas Tautua 1-1, Team 1-(minus 1). 'Iolani: Baldomero 31-139, Arakawa 2-(minus 25), Barayuga 1-6, Tulonghari 2-22, Team 1-(minus 1).

PASSING — 'Aiea: Kaahanui 4-14-0—64, Taliulu 3-8-1—23. 'Iolani: Arakawa 17-32-3—201.

RECEIVING — 'Aiea: Vaa 1-5, Bryson Gabriel 1-6, Mansfield Silva 1-5, Kekoa Thompson 3-68, Faalele 1-3. 'Iolani: Matt Talavera 1-4, Tulonghari 7-74, Barayuga 1-13, Sukumaran 5-70, Baldomero 2-12, Bret Christman 1-30.

Semifinal – Friday, Nov. 27, 2009 – Vidinha Stadium**#2 Kauai 28, Hawaii Prep 14**

	1	2	3	4		Total
Hawaii Prep (11-1)	0	6	0	8		14
Kauai (10-0)	0	0	7	21		28

HAWAII PREP — Isaiah Adams 10 pass from Keanu Yamamoto (kick blocked)

KAUAI — Jamen Kealoha-Albarado 9 pass from Trey Shimabukuro (Shea Shimabukuro kick)

KAUAI — Kele Hanohano 43 run (S. Shimabukuro kick)

KAUAI — Paleku Yasay 25 pass from T. Shimabukuro (S. Shimabukuro kick)

KAUAI — T. Shimabukuro 1 run (S. Shimabukuro kick)

HAWAII PREP — Nathaniel Adams 51 pass from Yamamoto (George Twigg-Smith pass from Yamamoto)

RUSHING — Hawai'i Prep: I. Adams 15-64, Kawohi Schutte 3-0, Bronson Kobayashi 1-0, Keoni Colson 7-(minus 5), Yamamoto 12-(minus 25). Kaua'i: Hanohano 3-69, Yasay 16-60, John Das 1-8, Dustin Julian 2-minus 1; T. Shimabukuro 2-minus 1.

PASSING — Hawai'i Prep: Yamamoto 17-31-0—247. Kaua'i: T. Shimabukuro 17-31-2—208.

RECEIVING — Hawai'i Prep: N. Adams 8-142, Schutte 3-31, JJ Higginson 2-35, Colson 2-24, I. Adams 2-15. Kaua'i: Taran Tani 6-31, Kalena Rodero-Workman 4-94, S. Shimabukuro 3-4, Yasay 2-63, Kealoha-Albarado 1-9, Kevin Reyes 1-7.

Championship – Friday, Dec. 4, 2009 – Aloha Stadium

#1 'Iolani 24, #2 Kauai 17

	1	2	3	4	Total
Kauai (10-1)	3	7	0	7	17
'Iolani (12-2)	10	0	7	7	24

Scoring Summary:

1st 11:47 IOLANI - Saito, Reid 36 interception return (Skalman, Andrew kick)
 06:36 KAUAI - Shimabukuro, S. 40 field goal
 01:04 IOLANI - Skalman, Andrew 28 field goal
 2nd 04:58 KAUAI - Kealoha-Albarad 9 pass fr Shimabukuro, T. (Shimabukuro, S. kick)
 3rd 04:19 IOLANI - Baldomero, A. 3 run (Skalman, Andrew kick)
 4th 08:25 IOLANI - Epenesa, S. 3 pass from Arakawa, Jarret (Skalman, Andrew kick)
 02:02 KAUAI - Kealoha-Albarad 8 pass fr Shimabukuro, T. (Shimabukuro, S. kick)

	KAUAI	IOLANI
FIRST DOWNS	12	21
RUSHES-YARDS (NET)	17-21	40-141
PASSING YDS (NET)	204	251
Passes Att-Comp-Int.....	43-21-2	30-22-4
TOTAL OFFENSE PLAYS-YARDS	60-225	70-392
Fumble Returns-Yards.....	0-0	0-0
Punt Returns-Yards.....	0-0	3-6
Kickoff Returns-Yards.....	3-28	3-45
Interception Returns-Yards....	4-40	2-36
Punts (Number-Avg).....	5-35.8	1-45.0
Fumbles-Lost.....	3-2	3-3
Penalties-Yards.....	2-15	2-15
Possession Time.....	17:35	30:25
Third-Down Conversions.....	5 of 13	9 of 13
Fourth-Down Conversions.....	1 of 1	0 of 0
Red-Zone Scores-Chances.....	2-2	3-4
Sacks By: Number-Yards.....	1-5	1-1

RUSHING: Kauai-Yasay, Paleku 12-36; Hanohano, Kele 2-9; Shimabukuro, T. 3-minus 24. Iolani-Baldomero, A. 34-108; Arakawa, Jarret 4-23; Matsunami, Alex 1-10; Barayuga, Kevin 1-0.

PASSING: Kauai-Shimabukuro, T. 21-43-2-204. Iolani-Arakawa, Jarret 22-30-4-251.

RECEIVING: Kauai-Tani, Taran 7-98; Reyes, Kevin 4-22; Rodero-Workman 3-27; Shimabukuro, S. 2-19; Kealoha-Albarad 2-17; Hanohano, Kele 1-15; Yasay, Paleku 1-5; Largusa, C. 1-1. Iolani-Tulonghari, T. 8-134; Baldomero, A. 4-38; Christman, Bret 3-22; Sukumaran, J. 2-3; Barayuga, Kevin 1-22; Arakawa, Dane 1-12; Talavera, Matt 1-11; Kealoha, Maika 1-6; Epenesa, S. 1-3.

INTERCEPTIONS: Kauai-Largusa, C. 3-40; Koga, Travis 1-0. Iolani-Saito, Reid 1-36; Skalman, Andrew 1-0.

FUMBLES: Kauai-Yasay, Paleku 1-1; Hanohano, Kele 1-1; Shimabukuro, T. 1-0. Iolani-Baldomero, A. 2-2; Nada, Sean 1-1.

Kickoff time: 4:39 pm End of Game: 7:05 pm Total elapsed time: 2:26
 Officials: Referee: Vernon Nakamoto; Umpire: Michael Simonds; Linesman: Mike Quartero; Line judge: Jim Polacek; Back judge: Ron Tacadena; Field judge: Ernest Furtado; Side judge: Randy Morris; Scorer: Dara Young;
 Temperature: 77 deg. Wind: NNE 13 mph Weather: Humidity - 57%

2010 Division 2



Quarterfinal – Friday, Nov. 12, 2010 – Kamehameha Schools Hawaii Campus #3 Kaimuki 14, KS Hawaii 9

	1	2	3	4	Total
Kaimuki (11-1)	0	7	0	7	14
KS Hawaii (11-2)	3	0	0	6	9

KS-H – FG DJ Grant-Johnson 31 yards
 Kai – Chester Su‘a 3 run (Keoki Kaiahua kick)
 Kai – Su‘a 5 run (Kaiahua kick)
 KS-H – Tavon Pegues 66 pass from Warner Shaw (pass failed)

RUSHING – Kaimuki: Su‘a 22-117, Nahoa Spencer 4-13, Siaoisi Hala‘api‘api 2-0, Kaulana Moefu 1-7, Manu Moala 4-6, Tre Paderes 1-3. Kamehameha-Hawai‘i: Aukai Akau 1-1, Tavon Pegues 1-11, Reyn Clarke 1-(minus-2), Shaun Kagawa 6-11, Keoni Thompson 3-0, Colby Cabatu 1-0, Kealii Na‘auao 6-11, Everett McKee 2-10, Shaw 4-(minus-8), team 1-(minus-13).

PASSING – Kaimuki: Spencer 9-14-1—89, Dallas Reis 0-1-0--0. Kamehameha-Hawaii: Thompson 6-18-1—20, Shaw 7-15-1--126.

RECEIVING – Kaimuki: Justice Sarcedo-Deloney 2-12, Nick Motellang 1-19, Mason Kualii-Moe 4-50, Hala‘api‘api 1-(minus-3), Kevin Tofiga 1-11. Kamehameha-Hawaii: Clarke 1-0, Akau 5-29, Pegues 4-99, McKee 1-10, Kagawa 1-6, Na‘auau 1-2.

Quarterfinal – Saturday, Nov. 13, 2010 – Vidinha Stadium #4 Kauai 17, Kalaheo 13

	1	2	3	4	Total
Kalaheo (6-5)	7	0	6	0	13
Kauai (8-1)	0	3	14	0	17

Kala – Justin Pagan 1 run (Danielle Ferguson kick)
 Kaua‘i – FG Shea Shimabukuro 23
 Kaua‘i – Darren Acoba 30 run (Shimabukuro kick)
 Kala – Nainoa Frank 11 pass from Pagan (kick failed)
 Kaua‘i – Acoba 29 run (Shimabukuro kick)

RUSHING – Kalaheo: Jesse Carney 12-52, Pagan 19-27, Mana Maglinti 2-4. Kaua‘i: Jake Leake 9-48, Darren Acoba 14-153, Travis Koga 9-49, Keoki Pantorilla 1-3, Kamu Motooka 3-20, Dreyke Smith-Butac 1-4, Shimabukuro 1-(minus-2), Team 1-(minus-1).

PASSING – Kalaheo: Pagan 14-20-1--143. Kauai: Shimabukuro 2-4-0--25.

RECEIVING – Kalaheo: Nainoa Frank 8-97, Sage Richardson 3-23, Carney 3-23. Kauai: Acoba 2-25.

Semifinal – Friday, Nov. 19, 2010 – War Memorial Stadium**#3 Kaimuki 28, #2 Lahainaluna 27 (OT)**

	1	2	3	4	OT	Total
Kaimuki (11-2)	0	0	7	14	7	28
Lahainaluna (7-2)	6	0	8	7	6	27

Lah — Joseph Hidalgo 1 pass from T.J. Rickard (kick failed)

Kai — Chester Su'a 1 run (Keoki Kaiahua kick)

Lah — Jostin Carbajal 33 run (Tytus Lucas pass from Vyno Omiat)

Kai — Su'a 2 run (Kaiahua kick)

Lah – Carbajal 1 run (Lucas kick)

Kai – Nahoa Spencer 1 run (Kaiahua kick)

Kai – Su'a 3 run (Kaiahua kick)

Lah – Carbajal 20 run (kick failed)

RUSHING – Kaimuki: Su'a 33-229, Brandon Kekoa 3-1, Spencer 5-22, Kaulana Moefu 1-1, Manu Moala 1-0. Lahainaluna: Joseph Hidalgo 11-28, Rickard 13-55, Jostin Carbajal 14-106, Rhaggie Tapuro 1-(minus-5).

PASSING – Kaimuki: Spencer 8-19-1--87, Su'a 0-1-0--0. Lahainaluna: Rickard 10-17-1--89, Omiat 0-1-0--0.

RECEIVING – Kaimuki: Justice Sarcedo-Deloney 2-26, Kevin Tofiga 3-27, Siaso Hala'api'api 1-7, Mason Kualii'i-Moe 1-8, Su'a 1-19. Lahainaluna: Hidalgo 3-7, Chase Rogers 2-13, Carbajal 4-55, Lucas 1-14.

Semifinal – Saturday, Nov. 20, 2010 – 'Iolani School**#1 Iolani 14, #4 Kauai 0**

	1	2	3	4	Total
Kauai (8-2)	0	0	0	0	0
'Iolani (8-3)	7	7	0	0	14

'Iol – Jordan Lee 7 run (Lee kick)

'Iol – Kevin Barayuga 25 pass from Reece Foy (Lee kick)

RUSHING – Kaua'i: Travis Koga 9-22, Darren Acoba 24-98, Shea Shimabukuro 4-20, Arjay Honorato 5-32, Keoki Pantorilla 2-6. 'Iolani: Foy 4-11, Ammon Baldomero 17-73, Lee 5-20.

PASSING – Kaua'i: Shimabukuro 1-4-0—4, Trey Aguano 2-2-0—33. 'Iolani: Foy 13-17-1—107.

RECEIVING – Kaua'i: Acoba 2-8, Shimabukuro 1-29. 'Iolani: Barayuga 6-67, Trevyn Tulonghari 2-21, Josiah Sukumaran 1-8, Lee 1-(minus-1), Kasey Takahashi 1-13, Sheldon Gallarde 1-3, Dane Arakawa 1-(minus-4).

Championship – Friday, Nov. 26, 2010 – Aloha Stadium

#1 'Iolani 49, #3 Kaimuki 14

	1	2	3	4	Total
Kaimuki (12-2)	0	0	14	0	14
'Iolani (9-3)	0	21	21	7	49

Scoring Summary:

2nd 09:52 IOLANI - BALDOMERO,Ammon 1 yd run (LEE,Jordan kick)
 09:06 IOLANI - TULONGHARI,T. 34 yd pass from FOY,Reece (LEE,Jordan kick)
 00:25 IOLANI - BALDOMERO,Ammon 22 yd pass from FOY,Reece (LEE,Jordan kick)
 3rd 09:16 IOLANI - ARAKAWA,Dane 20 yd pass from FOY,Reece (LEE,Jordan kick)
 07:10 KAIMUKI - TOFIGA,Kevin 68 yd pass from DEMEI,Wiseman (KAIAHUA,Keoki kick)
 04:46 IOLANI - LEE,Jordan 15 yd run (LEE,Jordan kick)
 03:05 KAIMUKI - KUALII-MOE,M. 1 yd pass from SPENCER,Nahoa (KAIAHUA,Keoki kick)
 01:47 IOLANI - SUKUMARAN,J. 33 yd pass from FOY,Reece (LEE,Jordan kick)
 4th 08:27 IOLANI - ARAKAWA,Dane 15 yd pass from FOY,Reece (LEE,Jordan kick)

	KAIMUKI	IOLANI
FIRST DOWNS	10	24
RUSHES-YARDS (NET)	26-93	46-175
PASSING YDS (NET)	179	297
Passes Att-Comp-Int.....	20-10-1	24-20-1
TOTAL OFFENSE PLAYS-YARDS	46-272	70-472
Fumble Returns-Yards.....	0-0	1-26
Punt Returns-Yards.....	1-19	3-16
Kickoff Returns-Yards.....	7-62	2-35
Interception Returns-Yards....	1-0	1-18
Punts (Number-Avg).....	5-30.8	2-43.0
Fumbles-Lost.....	3-3	4-1
Penalties-Yards.....	8-46	9-67
Possession Time.....	20:17	27:43
Third-Down Conversions.....	2 of 10	7 of 12
Fourth-Down Conversions.....	0 of 1	0 of 1
Red-Zone Scores-Chances.....	1-1	4-5
Sacks By: Number-Yards.....	2-12	1-8

RUSHING: Kaimuki-SUA,Chester 16-77; SPENCER,Nahoa 6-16; PADERES,Tre 3-8; REIS,Dallas 1-minus 8. Iolani-BALDOMERO,Ammon 23-105; LEE,Jordan 8-71; GALLARDE,S. 4-23; WATANABE,Logan 2-minus 2; MENTO,Kody 3-minus 6; FOY,Reece 6-minus 16.

PASSING: Kaimuki-SPENCER,Nahoa 9-17-1-111; REIS,Dallas 0-2-0-0; DEMEI,Wiseman 1-1-0-68. Iolani-FOY,Reece 20-24-1-297.

RECEIVING: Kaimuki-KUALII-MOE,M. 4-44; TOFIGA,Kevin 2-81; MOTELLANG,Nick 2-47; HALA'API'API,S. 1-6; SARCEDO-DELONEY 1-1. Iolani-TULONGHARI,T. 7-99; SUKUMARAN,J. 5-64; TAKAHASHI,Kasey 3-69; ARAKAWA,Dane 3-38; GALLARDE,S. 2-5; BALDOMERO,Ammon 0-22.

INTERCEPTIONS: Kaimuki-SARCEDO-DELONEY 1-0. Iolani-CONLAN,Joshua 1-18.

FUMBLES: Kaimuki-MOTELLANG,Nick 2-2; SUA,Chester 1-1. Iolani-GALLARDE,S. 1-0; FOY,Reece 1-0; LEE,Jordan 1-0; ARAKAWA,Dane 1-1.

Kickoff time: 4:07 pm End of Game: 6:43 pm Total elapsed time: 2:36
 Officials: Referee: Cal Evans; Umpire: Sam Wilson; Linesman: Jim Beavers;
 Line judge: Rusty Alama; Back judge: Duane Moku; Field judge: Ron Tacadena;
 Side judge: Eric Stoffers; Scorer: Dara Young;
 Temperature: 81 deg. Wind: ENE 21 mph Weather: Sunny w/isolated showers

2011 Division 2



Quarterfinal – Saturday, Nov. 12, 2011 – Vidinha Stadium #4 Kapaa 7, Pearl City 0

	1	2	3	4		Total
Pearl City (9-3)	0	0	0	0		0
Kapaa (8-3)	0	0	0	7		7

Kapa'a – Cory Somera-Payomo 3 run (Jonathan Paleka kick)

RUSHING – Pearl City: Rakeel Mcmillian 2-3, Kaimi Paredes 12-(minus-6), Shawn Lopez 5-37.

Kapa'a: John Das 13-30, Syndreck D'Sio 7-37, Somera-Payomo 9-31, Bronson Aiwohi 15-83, Kaikea Sonoda 1-1.

PASSING – Pearl City: Paredes 15-29-0-- 109. **Kapa'a:** Das 6-11-1—55.

RECEIVING – Pearl City: Kelson Laboy 3-15, Shawn Lopez 4-48, McMillian 2-8, Keanu Harris 1-14, Tristin Kamaka 2-5, Daicorri Briscoe 3-19. **Kapa'a:** Sonoda 2-42, Somera-Payomo 2-6, Aiwohi 1-(minus-3), Reece Hickse-Whetsel 1-10.

Quarterfinal – Saturday, Nov. 12, 2011 – War Memorial Stadium #3 Lahainaluna 23, Konawaena 6

	1	2	3	4		Total
Konawaena (11-2)	0	6	0	0		6
Lahainaluna (7-4)	0	14	2	7		23

Lah-Mark Alamon 61 fumble return (Amateo Flores kick)

Lah-Jared Rocha 12 run (Flores kick)

Kona-Austin Denis 12 pass from Lii Karratti (run failed)

Lah-Safety, runner tackled in end zone

Lah-Rocha 4 run (Flores kick)

RUSHING-Konawaena: Karratti 7-13, Isaiah Chinen 7-39, Viliamu Uulopa 1-(minus 9), Gunner Nagata 2-6, Makana Canda 1-1, Team 1-(minus 17). **Lahainaluna:** Jacob Kenolio-Dusenberry 22-(minus 32), Semisi Filikitonga 3-10, Rocha 8-32, BJ Pagdilao-Bala 6-15, Tytus Lucas 6-21, Chanse Uyeda 3-16, Mark Alamon 7-36.

PASSING-Konawaena: 9-34-7--108, Uulopa 0-1-0--0. **Lahainaluna:** Kenolio-Dusenberry 0-7-0--0.

RECEIVING-Konawaena; Kenan Gaspar 4-41, Domonic Morris 3-49, Austin Denis 2-18.

**Semifinal – Friday, Nov. 18, 2011 – Waipahu High School
#2 Waipahu 19, #3 Lahainaluna 14**

	1	2	3	4		Total
Lahainaluna (7-4)	0	14	0	0		14
Waipahu (8-3)	7	6	6	0		19

Waip – Gregorio Alip 74 run (Jayson Gonsalves kick)
 Lah – BJ Pagdilao-Bala 6 run (Amateo Flores kick)
 Lah – Jared Rocha-Islas 2 run (Flores kick)
 Waip – Mataio Fualema 19 pass from Drake Yoshioka (kick failed)
 Waip – Alip 1 run (pass failed)

RUSHING – Lahainaluna: Rocha-Islas 13-14, Jacon Kenolio-Dusenberry 15-51, Semisi Filikitonga 4-8, Pagdilao-Bala 5-47, Mark Ventura 1-0, Mark Alamon 2-6, Chanse Uyeda 1-16, Team 1-(minus-4).
Waipahu: Alip 18-134, Yoshioka 2-(minus-3), Isaiah Alama 2-6, Matapua Tulafale 10-68, Wesley Nagaseu 1-1, Mataio Fualema 1-(minus-2), Team 2-(minus-25).

PASSING – Lahainaluna: Kenolio-Dusenberry 4-17-1—41. **Waipahu:** Yoshioka 6-14-1—82, Fualema 0-1-0—0.

RECEIVING – Lahainaluna: Alamon 1-15, Uyeda 1-5, Filikitonga 2-21. **Waipahu:** Dylan Pakau 2-31, Micah Luke 2-15, Fualema 2-36.

**Semifinal – Saturday, Nov. 19, 2011 – ‘Iolani School
#1 Iolani 17, #4 Kapaa 13**

	1	2	3	4		Total
Kapaa (8-4)	0	13	0	0		13
‘Iolani (7-4)	0	3	14	0		17

Kap - Jon Das 1 run (kick failed)
 Kap - Aaron Baltazar 18 pass from Das (Bronson Aiwohi kick)
 Iol - Jordan Lee 25 FG
 Iol - Tanner Nishioka 2 run (Lee kick)
 Iol - Nishioka 6 run (Lee kick)

RUSHING – Iolani: Lee 16-135, Kody Mento 10-50, Reece Foy 1-0, Nishioka 3-16, Sheldon Gallarde 1-2.
Kapaa: Das 16-81, Aiwohi 20-63, Kaikea Sonoda 1-1, Syndreck D'Sio 2-6, Cory Somera-Payomo 1-2.

PASSING – Iolani: Foy 13-27-1 – 113. **Kapaa:** Das 9-13-0 -104, Daniel Reis 1-3-0 – 0.

RECEIVING – Iolani: Kasey Takahashi 4-22, Lee 3-27, Nishioka 4-50, Dane Arakawa 2-14.
Kapaa: Reece Hicks-Whetsel 2-8, Jordan Cummings 1-12, Sonoda 2-36, Aiwohi 3-30, Baltazar 1-18, Somera-Payomo 1-0.

Championship – Friday, Nov. 25, 2011 – Aloha Stadium
#1 Iolani 34, #2 Waipahu 0

	1	2	3	4	Total
Waipahu (8-4)	0	0	0	0	0
Iolani (8-4)	14	10	3	7	34

Scoring Summary:

1st 07:52 IOLANI - MENTO,Kody 7 yd run (LEE,Jordan kick)
 03:20 IOLANI - NISHIOKA,Tanner 59 yd pass from FOY,Reece (LEE,Jordan kick)
 2nd 10:01 IOLANI - LEE,Jordan 22 yd field goal
 05:37 IOLANI - MENTO,Kody 8 yd run (LEE,Jordan kick)
 3rd 06:32 IOLANI - LEE,Jordan 32 yd field goal
 4th 04:59 IOLANI - MENTO,Kody 8 yd run (HUNG,Kelsey kick)

	WAIPAHU	IOLANI
FIRST DOWNS.....	10	22
RUSHES-YARDS (NET).....	37-200	45-283
PASSING YDS (NET).....	0	158
Passes Att-Comp-Int.....	11-1-2	21-12-0
TOTAL OFFENSE PLAYS-YARDS.....	48-200	66-441
Fumble Returns-Yards.....	0-0	0-0
Punt Returns-Yards.....	1--2	4-46
Kickoff Returns-Yards.....	5-67	0-0
Interception Returns-Yards....	0-0	2-20
Punts (Number-Avg).....	5-36.8	2-41.5
Fumbles-Lost.....	4-3	2-1
Penalties-Yards.....	9-84	7-55
Possession Time.....	21:50	26:10
Third-Down Conversions.....	4 of 12	4 of 11
Fourth-Down Conversions.....	2 of 2	0 of 2
Red-Zone Scores-Chances.....	0-0	5-5
Sacks By: Number-Yards.....	2-17	1-11

RUSHING: Waipahu-ALIP,Gregorio 18-113; TULAFALE,M. 8-27; PAKAU,Dylan 1-22;
 ALAMA,Isaiah 3-21; CASTRO,Eric 1-13; FUALEMA,Mataio 5-4; PAULINO,C. 1-0. Iolani-
 LEE,Jordan 19-177; MENTO,Kody 14-85; NISHIOKA,Tanner 1-8; TAKAHASHI,Kasey 1-7;
 GALLARDE,S. 4-4; KAIURA,Brandon 3-4; FOY,Reece 3-minus 2.

PASSING: Waipahu-FUALEMA,Mataio 1-11-2-0. Iolani-FOY,Reece 12-21-0-158.

RECEIVING: Waipahu-TULAFALE,M. 1-0. Iolani-NISHIOKA,Tanner 4-93; ARAKAWA,Dane 3-33;
 GALLARDE,S. 3-24; TAKAHASHI,Kasey 2-8.

INTERCEPTIONS: Waipahu-None. Iolani-DONAHUE,C. 1-17; LOS BANOS, JT 1-3.

FUMBLES: Waipahu-FUALEMA,Mataio 2-2; CORPUZ-SLADE,M. 1-1; TULAFALE,M. 1-0. Iolani-
 FOY,Reece 1-0; KAIURA,Brandon 1-1.

Kickoff time: 4:11 pm End of Game: 6:37 pm Total elapsed time: 2:26
 Officials: Referee: Cal Evans; Umpire: Sam Wilson; Linesman: Wade Miranda;
 Line judge: Craig Shaner; Back judge: Santos Barbasa; Field judge: Robert Victor;
 Side judge: Eric Stoffers; Scorer: Dara Young;
 Temperature: 82 deg Wind: NE 13 mph Weather: Partly cloudy

2012 Division 2



Quarterfinal – Saturday, Nov. 10, 2012 – Vidinha Stadium Radford 22, #4 Kauai 21

	1	2	3	4	Total
Radford (11-1)	14	0	0	8	22
Kauai (8-2)	7	0	7	7	21

RAD - L. Soakai, 20 yard interception return. (C. Conley kick good)
 KAUA - D. Smith-Butac, recovered punt block in end zone. (G. Basquez kick good)
 RAD - J. Pasigan, 9 yard pass from C. Lui-Yuen. (C. Conley kick good)
 KAUA - C. Ramirez, 17 yard pass from T. Aguano. (G. Basquez kick good)
 KAUA - R. McFadden, 8 yard run. (G. Basquez kick good)
 RAD - C. Lui-Yuen, 1 yard run. (C. Lui-Yuen pass to M. Kakiva good)

RUSHING - Radford: Chris Jackson 8-35, Jordan Murao 9-23, Cody Lui-Yuen 14-12, Chance Cacatian 2-(-5). Kauai: Reggie McFadden 19-83, Trey Aguano 10-48, Dreyke Smith-Butac 3-27, Chansé Ramirez 4-14, Keenan Kaluahine-Arroyo 3-5, Waika Alapai 2-2.

PASSING - Radford: Cody Lui-Yuen 20-34-2-180, Cayman Conley 1-1-0-12. Kauai: Trey Aguano 14-31-3-163.

RECEIVING - Radford: Jameson Pasigan 9-92, Jordan Murao 2-25, Randy Ramos 2-19, Andrew Killen 2-16, Keanu Keaweehu-Ancog 2-14, Chris Jackson 1-13, Dre'ell Blackwell 3-13. Kauai: Chansé Ramirez 3-51, Dreyke Smith-Butac 4-42, James Bukoski 2-36, Kalawaia Judd 2-21, Kelson Andrade 1-8, Reggie McFadden 2-5.

Quarterfinal – Saturday, Nov. 10, 2012 – Konawaena High School Nanakuli 25, #3 Konawaena 23

	1	2	3	4	Total
Nanakuli (7-4)	0	7	8	10	25
Konawaena (9-5)	6	17	0	0	23

KONA - Kahoalii Karratti, 1 yard run. (run failed)
 NANA - Chazz Troutman, 18 yard run. (Joe Shelton kick good)
 KONA - Domonic Morris, 22 yard pass from K. Karratti. (J. Replogle kick good)
 KONA - Bubba Ellis-Noa, 1 yard run. (J. Replogle kick good)
 KONA - John Replogle, 32 yard field goal.
 NANA - Khade Paris, 23 yard run. (C. Troutman pass to Lansen Liki good)
 NANA - C. Troutman, 11 yard run. (C. Troutman pass to L. Liki good)
 NANA - Safety.

RUSHING - Nanakuli: Khade Paris 20-135, Chazz Troutman 14-33, Brandon Felisi 11-23, Nyenoa Ulangca-Kauwelo 5-9, Nathan Kipi 1-5, Team 2-(-10). Konawaena: John Kamoku 6-16, Dishon Cho 2-9, Bubba Ellis-Noa 3-2, Kahoalii Karratti 8-2.

PASSING - Nanakuli: Chazz Troutman 7-15-2-67, Joseph Shelton 0-1-0-0. Konawaena: Kahoalii Karratti 9-25-1-295.

RECEIVING - Nanakuli: Nyenoa Ulangca-Kauwelo 3-47, Lansen Liki 1-9, Eric Au Hoon-Kaawa 1-6, Joseph Shelton 1-3, Brandon Felisi 1-2. Konawaena: Kenan Gaspar 4-132, Domonic Morris 3-111, Dishon Cho 2-52.

Semifinal – Saturday, Nov. 17, 2012 – Aloha Stadium

#2 Lahainaluna 28, Nanakuli 0

	1	2	3	4		Total
Nanakuli (6-5)	0	0	0	0		0
Lahainaluna (9-1)	7	7	7	7		28

Scoring Summary:

1st 03:50 LAHAINA - ALAMON,Mark 1 run (KOHLEF-FONOHEMA kick)
 2nd 11:09 LAHAINA - MEDEIROS-TANGAT 68 pass from FILIKITONGA LUK (KOHLEF-FONOHEMA kick)
 3rd 07:58 LAHAINA - LUCAS,Tytus 34 interception return (KOHLEF-FONOHEMA kick)
 4th 07:32 LAHAINA - FILIAI,Samiuela 0 yd fumble recovery (KOHLEF-FONOHEMA kick)

	NANAKULI	LAHAINA
FIRST DOWNS	8	15
RUSHES-YARDS (NET)	21--7	42-164
PASSING YDS (NET)	139	126
Passes Att-Comp-Int.....	21-11-2	10-6-0
TOTAL OFFENSE PLAYS-YARDS	42-132	52-290
Fumble Returns-Yards.....	0-0	0-0
Punt Returns-Yards.....	1-9	1-3
Kickoff Returns-Yards.....	5-103	1-17
Interception Returns-Yards....	0-0	2-34
Punts (Number-Avg).....	5-39.6	5-35.8
Fumbles-Lost.....	3-2	1-0
Penalties-Yards.....	6-50	4-41
Possession Time.....	19:09	28:51
Third-Down Conversions.....	2 of 9	3 of 11
Fourth-Down Conversions.....	1 of 2	1 of 2
Red-Zone Scores-Chances.....	0-2	1-1
Sacks By: Number-Yards.....	2-13	3-17

RUSHING: Nanakuli-FELISI,Brandon 4-13; ULANGCA-KAUWELO 4-2; KIPI,Nathan 2-1; PARIS,Khade 4-1; TROUTMAN,Chazz 7-minus 24. Lahaina-ROCHA-ISLAS,J. 9-76; LUCAS,Tytus 3-64; KOHLEF-FONOHEMA 9-26; FILIKITONGA,S. 10-13; ALAMON,Mark 1-1; TEAM 1-minus 3; FILIKITONGA LUK 9-minus 13.

PASSING: Nanakuli-TROUTMAN,Chazz 11-20-2-139; FELISI,Brandon 0-1-0-0. Lahaina-FILIKITONGA LUK 6-10-0-126.

RECEIVING: Nanakuli-FELISI,Brandon 3-30; GARCIA,Charles 3-2; LIKI,Lansen 2-52; ULANGCA-KAUWELO 2-46; SHELTON,Joseph 1-9. Lahaina-WHITEHEAD,C. 2-22; MEDEIROS-TANGAT 1-68; FATONGIA,Ernest 1-19; ROCHA-ISLAS,J. 1-10; ANCOG,Jeffrey 1-7.

INTERCEPTIONS: Nanakuli-None. Lahaina-LUCAS,Tytus 2-34.

FUMBLES: Nanakuli-GARCIA,Charles 1-1; ULANGCA-KAUWELO 1-0; PARIS,Khade 1-1. Lahaina-FILIKITONGA LUK 1-0.

Kickoff time: 4:10 pm End of Game: 6:22 pm Total elapsed time: 2:22
 Officials: Referee: Robert Victor; Umpire: Rodney Alama,Sr; Linesman: Pete Pamalyon; Line judge: Gary Daniels; Back judge: Ron Tacadena; Field judge: James Bolosan; Side judge: Ernest Furtado; Scorer: Dara Young;

Semifinal – Saturday, Nov. 17, 2012 – Aloha Stadium

#1 Iolani 43, Radford 0

	1	2	3	4	Total
Radford (11-2)	0	0	0	0	0
Iolani (8-3)	22	21	0	0	43

Scoring Summary:

1st 05:58 IOLANI - SITUMEANG,J. 45 yd interception return (GENOVIA,Jordan kick)
 04:21 IOLANI - OHIRA,Austin 21 yd pass from FOY,Reece (LOOK,Max rush)
 02:03 IOLANI - HANAOKA,Chad 18 yd pass from FOY,Reece (GENOVIA,Jordan kick)
 2nd 10:58 IOLANI - NISHIOKA,Tanner 42 yd pass from FOY,Reece (GENOVIA,Jordan kick)
 07:28 IOLANI - KATO,Yuuya 21 yd pass from FOY,Reece (GENOVIA,Jordan kick)
 00:08 IOLANI - KATO,Yuuya 1 yd run (GENOVIA,Jordan kick)

	RADFORD	IOLANI
FIRST DOWNS	17	16
RUSHES-YARDS (NET)	26-99	33-139
PASSING YDS (NET)	167	253
Passes Att-Comp-Int.....	42-16-3	22-16-0
TOTAL OFFENSE PLAYS-YARDS	68-266	55-392
Fumble Returns-Yards.....	1-3	0-0
Punt Returns-Yards.....	1-0	0-0
Kickoff Returns-Yards.....	5-93	0-0
Interception Returns-Yards....	0-0	3-104
Punts (Number-Avg).....	3-34.0	3-30.0
Fumbles-Lost.....	2-2	2-2
Penalties-Yards.....	4-31	0-0
Possession Time.....	22:45	25:15
Third-Down Conversions.....	6 of 14	8 of 13
Fourth-Down Conversions.....	1 of 5	1 of 1
Red-Zone Scores-Chances.....	0-2	3-4
Sacks By: Number-Yards.....	0-0	1-9

RUSHING: Radford-MURAO,Jordan 17-66; LUI-YUEN,Cody 4-24; KAKIVA,Mana 3-14; JACKSON,Chris 1-3; KEAWEEHU-ANCOG, 1-minus 8. Iolani-KATO,Yuuya 17-103; FOY,Reece 3-19; MANEFAIGA,Max 7-12; OVERCASH,Adam 2-5; HANAOKA,Chad 1-2; KEKINA,Kyle 1-2; TEAM 2-minus 4.

PASSING: Radford-LUI-YUEN,Cody 15-40-2-141; ALUALU,Isaac 0-1-1-0; KAKIVA,Mana 1-1-0-26. Iolani-FOY,Reece 13-17-0-215; TSUBATA,Easton 3-4-0-38; JIM ON,Austin 0-1-0-0.

RECEIVING: Radford-PASIGAN,Jameson 6-77; TINAO-RABELLIZS 2-25; KILLEN,Andrew 2-24; BLACKWELL,D. 2-16; RAMOS,Randy 1-17; JACKSON,Chris 1-5; BROWN,Julian 1-4; MURAO,Jordan 1-minus 1. Iolani-NISHIOKA,Tanner 8-125; OHIRA,Austin 3-43; KANEKUNI,Chase 2-34; HANAOKA,Chad 2-30; KATO,Yuuya 1-21.

INTERCEPTIONS: Radford-None. Iolani-LOOK,Max 1-59; SITUMEANG,J. 1-45; LOS BANOS,JT 1-0.

FUMBLES: Radford-KILLEN,Andrew 1-1; KEAWEEHU-ANCOG, 1-1. Iolani-KATO,Yuuya 1-1; MANEFAIGA,Max 1-1.

Kickoff time: 7:02 pm End of Game: 9:08 pm Total elapsed time: 2:06
 Officials: Referee: B. Mirafuentes; Umpire: Michael Reedy; Linesman: Scott Smith;
 Line judge: Allen Marshall; Back judge: Adam Marshall; Field judge: Shawn McGurrin;
 Side judge: Jim Campbell; Scorer: Dara Young;

Championship – Friday, Nov. 23, 2012 – Aloha Stadium

#1 Iolani 36, #2 Lahainaluna 33

	1	2	3	4	Total
Lahainaluna (9-2)	0	14	13	6	33
Iolani (9-3)	7	15	7	7	36

Scoring Summary:

1st 00:55 IOLANI - HANAOKA,Chad 7 pass from FOY,Reece (GENOVIA,Jordan kick)
 2nd 11:16 IOLANI - NISHIOKA,Tanner 26 pass from FOY,Reece (LOOK,Max rush)
 03:39 LAHAINA - FILIKITONGA LUK 21 run (KOHLEH-FONOHEMA kick)
 00:32 LAHAINA - MEDEIROS-TANGAT 26 pass from FILIKITONGA LUK (KOHLEH-FONOHEMA kick)
 00:03 IOLANI - HANAOKA,Chad 2 pass from FOY,Reece (GENOVIA,Jordan kick)
 3rd 08:54 LAHAINA - FILIKITONGA LUK 7 run (KOHLEH-FONOHEMA pass failed)
 03:35 IOLANI - HANAOKA,Chad 18 pass from FOY,Reece (GENOVIA,Jordan kick)
 00:41 LAHAINA - LUCAS,Tytus 19 run (KOHLEH-FONOHEMA kick)
 4th 07:21 LAHAINA - KOHLEH-FONOHEMA 2 run (KOHLEH-FONOHEMA kick failed)
 01:53 IOLANI - NISHIOKA,Tanner 26 pass from FOY,Reece (GENOVIA,Jordan kick)

	LAHAINA	IOLANI
FIRST DOWNS	27	20
RUSHES-YARDS (NET)	53-441	30-115
PASSING YDS (NET)	77	299
Passes Att-Comp-Int.....	14-5-3	36-22-2
TOTAL OFFENSE PLAYS-YARDS	67-518	66-414
Fumble Returns-Yards.....	0-0	0-0
Punt Returns-Yards.....	1--3	1-0
Kickoff Returns-Yards.....	3-79	3-50
Interception Returns-Yards....	2-0	3-25
Punts (Number-Avg).....	3-28.3	4-32.5
Fumbles-Lost.....	4-1	0-0
Penalties-Yards.....	5-45	1-21
Possession Time.....	27:21	20:39
Third-Down Conversions.....	4 of 8	7 of 13
Fourth-Down Conversions.....	0 of 0	1 of 2
Red-Zone Scores-Chances.....	3-3	3-4
Sacks By: Number-Yards.....	1-7	1-4

RUSHING: Lahaina-ROCHA-ISLAS,J. 11-106; FILIKITONGA LUK 14-103; WHITEHEAD,C. 11-101; LUCAS,Tytus 8-69; ANCOG,Jeffrey 1-27; FILIKITONGA,S. 4-23; KOHLEH-FONOHEMA 4-12. Iolani-KATO,Yuuya 19-103; HANAOKA,Chad 1-7; FOY,Reece 7-7; NISHIOKA,Tanner 2-0; TEAM 1-minus 2.

PASSING: Lahaina-FILIKITONGA LUK 5-14-3-77. Iolani-FOY,Reece 22-36-2-299.

RECEIVING: Lahaina-MEDEIROS-TANGAT 1-26; LUCAS,Tytus 1-17; ROCHA-ISLAS,J. 1-13; FILIKITONGA,S. 1-13; KOHLEH-FONOHEMA 1-8. Iolani-NISHIOKA,Tanner 8-134; HANAOKA,Chad 6-50; KATO,Yuuya 4-76; KANEKUNI,Chase 3-36; OHIRA,Austin 1-3.

INTERCEPTIONS: Lahaina-MEDEIROS-TANGAT 2-0. Iolani-LOS BANOS,JT 3-25.

FUMBLES: Lahaina-FILIKITONGA LUK 2-0; MEDEIROS-TANGAT 1-1; LUCAS,Tytus 1-0. Iolani-None.

Kickoff time: 4:19 pm End of Game: 6:59 pm Total elapsed time: 2:40
 Officials: Referee: Pete Brigoli; Umpire: Mike Simonds; Linesman: Rhys Amimoto;
 Line judge: Dan Bayne; Back judge: Vernon Nakamoto; Field judge: Doug Hunt;
 Side judge: Shawn McGurrin; Scorer: Dara Young;
 Temperature: 82 deg. Wind: SW 10 mph Weather: Scattered showers

2013 Division 2



Quarterfinal – Saturday, Nov. 9, 2013 – Kaiser Stadium #4 Kaiser 59, Konawaena 6

	1	2	3	4	Total
Konawaena (10-3)	0	6	0	0	6
Kaiser (11-1)	21	17	14	7	59

Scoring Summary:

1st 08:00 KAISER - BUTENBAH-LEONG, 55 yd run (SAI, Matt kick)
 06:59 KAISER - KAHANUI, Melvin 60 yd interception return (SAI, Matt kick)
 04:21 KAISER - FISIIAHI, Fitou 3 yd run (SAI, Matt kick)
 2nd 11:55 KAISER - FISIIAHI, Fitou 5 yd pass from KARRATTI, Kahoa (SAI, Matt kick)
 09:38 KAISER - SAI, Matt 37 yd field goal
 07:35 KONA - CHO, Dishon 7 yd run (REPLOGLE, John kick failed)
 00:32 KAISER - HIGGINS, Parker 13 yd pass from KARRATTI, Kahoa (SAI, Matt kick)
 3rd 08:08 KAISER - HAILI, Matt 7 yd pass from IKEI, Justin (SAI, Matt kick)
 04:02 KAISER - SAOLE, Canaan 26 yd run (SAI, Matt kick)
 4th 11:53 KAISER - MAKANEOLE, Iako 20 yd pass from NEVES, Kahi (SAI, Matt kick)

	KONA	KAISER
FIRST DOWNS	13	15
RUSHES-YARDS (NET)	15-0	31-199
PASSING YDS (NET)	116	147
Passes Att-Comp-Int.....	42-12-4	21-13-1
TOTAL OFFENSE PLAYS-YARDS	57-116	52-346
Fumble Returns-Yards.....	0-0	0-0
Punt Returns-Yards.....	0-0	2-18
Kickoff Returns-Yards.....	6-111	2-23
Interception Returns-Yards....	1-16	4-115
Punts (Number-Avg).....	5-29.2	3-35.7
Fumbles-Lost.....	3-2	1-0
Penalties-Yards.....	9-74	9-89
Possession Time.....	24:06	23:54
Third-Down Conversions.....	3 of 12	4 of 10
Fourth-Down Conversions.....	0 of 3	2 of 2
Red-Zone Scores-Chances.....	1-1	6-6
Sacks By: Number-Yards.....	1-13	1-5

RUSHING: Konawaena-HOWES, Brandon 7-8; CHO, Dishon 1-7; KELEKOLIO, Alge 2-2; NOA-ELLIS, Nain 3-1; MEDEIROS, Kevin 1-minus 8; HOWES, Cameron 1-minus 10. Kaiser-BUTENBAH-LEONG, 7-65; BITANGA, Jeshua 4-48; FISIIAHI, Fitou 10-42; SAOLE, Canaan 3-29; KARRATTI, Kahoa 5-13; NEVES, Kahi 1-2; TEAM 1-0.

PASSING: Konawaena-HOWES, Brandon 11-39-4-119; GRACE, Shelton 0-2-0-0; NOA-ELLIS, Nain 1-1-0-minus 3. Kaiser-KARRATTI, Kahoa 10-15-1-108; NEVES, Kahi 2-5-0-32; IKEI, Justin 1-1-0-7.

RECEIVING: Konawaena-CHO, Dishon 4-38; TAKAKI, Chase 3-58; HOWES, Cameron 3-20; NOA-ELLIS, Nain 2-0. Kaiser-HIGGINS, Parker 5-77; FISIIAHI, Fitou 3-24; MAKANEOLE, Iako 1-20; IKEI, Justin 1-12; HAILI, Matt 1-7; CLIVIO, Curt 1-4; BUTENBAH-LEONG, 1-3.

INTERCEPTIONS: Konawaena-MIYAHIRA-YOUNG, 1-16. Kaiser-BITANGA, Jeshua 2-13; KAHANUI, Melvin 1-60; HIGGINS, Parker 1-42.

FUMBLES: Konawaena-HOWES, Cameron 1-1; MEDEIROS, Kevin 1-1; TAKAKI, Chase 1-0. Kaiser-IKEI, Justin 1-0.

Kickoff time: 7:05 pm End of Game: 9:54 pm Total elapsed time: 2:49
 Officials: Referee: Danny Bayne; Umpire: Garrett Geronimo; Linesman: Wade Miranda;
 Line judge: Jacob Wittler; Back judge: Ben Bregman; Field judge: Paul Code;
 Side judge: Travis Nakayama; Scorer: Tom Yoshida;
 Temperature: 81 deg Wind: East 10 mph Weather: Passing showers

Quarterfinal – Saturday, Nov. 9, 2013 – Vidinha Stadium
#3 Kauai 13, Pearl City 7

	1	2	3	4		Total
Pearl City (7-5)	0	0	0	7		7
Kauai (9-0)	0	13	0	0		13

Kaua'i -- Kanoa Iwasaki 1 run (Pono Bukoski kick)

Kaua'i -- P. Bukoski 13 pass from Kelson Andrade (kick failed)

PC -- Timothy Rivera 10 pass from Travis Joe (Dominic Maneafaiga kick)

RUSHING - Pearl City: Blake Cooper 9-65, Dominic Maneafaiga 7-23, Reno Abero 4-14, Travis Joe 2-6, Nathaniel Fereti 2-2, Jordan Taamu 5--8. Kauai: Kyron Rapacon 10-60, Reggie McFadden 13-57, Iwasaki 8-27, P. Bukoski 3-5, Team 1-(minus-3), Andrade 3--7.

PASSING - Pearl City: Jordan Taamu 10-25-3-109, Joe 3-7-1-24. Kauai: Andrade 6-12-0-63,

RECEIVING - Pearl City: Rivera 6-74, Kristian Vaana-Kikuyama 3-19, Matt Dulatre 2-18, Kierren McGhee 1-9, Reno Abero 1-5, Cooper 0-8*. Kauai: Kalawaia Judd 4-39, P. Bukoski 1-13, Reggie McFadden 1-11.

* Cooper received a lateral from another receiver and gained 8 yards.

Semifinal – Saturday, Nov. 16, 2013 – War Memorial Stadium**#4 Kaiser 20, #1 Lahainaluna 9**

	1	2	3	4		Total
Kaiser (12-1)	7	0	13	0		20
Lahainaluna (10-1)	7	2	0	0		9

LAH - Jared Rocha-Isalas, 49 yard run. (J. Rocha-Isalas kick)

KAIS - Thomas Butenbah-Leong, 77 yard kickoff return. (Matt Sai kick)

LAH - Connor Mowat, safety.

KAIS - Fitou Fisiahi, 44 yard run. (run failed)

KAIS - F. Fisiiahi, 1 yard run. (M. Sai kick)

RUSHING - Kaiser: Thomas Butenbah-Leong 19-91, Canaan Saole 10-84, Fitou Fisiiahi 9-76, Kahoalii Karratti 3-31. Lahainaluna: Makoa Filikitonga 24-69, Jared Rocha-Isalas 5-63, Taylor Kohler-Fonohema 8-50, Christian Whitehead 2-23, Nathaniel Hapakuka-Nunuha 1-3, Kawika Kinimaka 1--1, Ansen Cabanilla 2-(-2), Jeffery Ancog 3-(-9), Chris Kaniho 2-(-12).

PASSING - Kaiser: Kahoalii Karratti 3-12-1-37. Lahainaluna: Makoa Filikitonga 3-8-0-8.

RECEIVING - Kaiser: Thomas Butenbah-Leong 2-30, Curt Clivio 1-7. Lahainaluna: Taylor Kohler-Fonohema 1-7, Amateo Flores 1-6, Christian Whitehead 1-5.

Semifinal – Saturday, Nov. 16, 2013 – 'Iolani School**#3 Kauai 28, #2 Iolani 7**

	1	2	3	4		Total
Kauai (10-0)	7	7	7	7		28
'Iolani (7-5)	0	0	0	7		7

Kaua'i -- Kyren Rapacon 3 run (Pono Bukoski kick)

Kaua'i -- Kainoa Iwasaki 6 run (Bukoski kick)

Kaua'i -- Reggie McFadden 1 run (Bukoski kick)

'Iolani -- Chase Kanekuni 8 pass from Austin Jim On (Keoni Kordell Makekau kick)

Kaua'i -- Iwasaki 31 run (Bukoski kick)

RUSHING -- Kaua'i: McFadden 29-135, Kelson Andrade 12-79, Rapacon 14-67, Iwasaki 3-39, Bukoski 1-14. 'Iolani: Jim On 6-(minus-26), Jordan Genovia 1-(minus-15), Tamatane Aga 5-12.

PASSING -- Kaua'i: Andrade 4-6-0--35. 'Iolani: Jim On 27-39-1-189.

RECEIVING -- Kaua'i: Iwasaki 2-10, Bukoski 2-25. 'Iolani: Chad Hanaoka 8-58, Jordan Ross 1-4, Connor Ohira 5-41, Makekau 3-31, Kanekuni 8-49, Tyler Teruya 2-6.

Championship – Saturday, Nov. 23, 2013 – Aloha Stadium

#4 Kaiser 17, #3 Kauai 7

	1	2	3	4	Total
Kauai (10-1)	0	7	0	0	7
Kaiser (13-1)	0	0	7	10	17

Scoring Summary:

2nd 01:05 KAUAI - IWASAKI, Kanoa 3 yd run (BUKOSKI, Trista kick)
 3rd 02:07 KAISER - HAOLE, Elima 9 yd pass from KARRATTI, Kahoa (SAI, Matt kick)
 4th 11:50 KAISER - KAHUNANUI, Melv 1 yd blocked punt return (SAI, Matt kick)
 01:58 KAISER - SAI, Matt 30 yd field goal

	KAUAI	KAISER
FIRST DOWNS	9	8
RUSHES-YARDS (NET)	36-10	32-28
PASSING YDS (NET)	67	91
Passes Att-Comp-Int.....	16-8-1	15-8-1
TOTAL OFFENSE PLAYS-YARDS	52-77	47-119
Fumble Returns-Yards.....	0-0	0-0
Punt Returns-Yards.....	2-5	1-21
Kickoff Returns-Yards.....	4-49	2-14
Interception Returns-Yards....	1-0	1-20
Punts (Number-Avg).....	6-22.7	4-36.2
Fumbles-Lost.....	4-0	2-1
Penalties-Yards.....	8-48	9-85
Possession Time.....	25:28	22:32
Third-Down Conversions.....	2 of 13	5 of 12
Fourth-Down Conversions.....	3 of 5	0 of 1
Red-Zone Scores-Chances.....	1-2	2-2
Sacks By: Number-Yards.....	2-17	4-20

RUSHING: Kauai-RAPACON, Kyren 12-26; MCFADDEN, Reggi 11-25; IWASAKI, Kanoa 4-6; BUKOSKI, Trista 1-minus 3; TEAM 2-minus 18; ANDRADE, Kelson 6-minus 26. Kaiser-BUTENBAH-LEONG, 11-16; SAOLE, Canaan 2-10; FISIIAHI, Fitou 10-8; KARRATTI, Kahoa 6-4; TEAM 2-minus 3; SLADE-MATAUTIA, 1-minus 7.

PASSING: Kauai-ANDRADE, Kelson 8-16-1-67. Kaiser-KARRATTI, Kahoa 8-15-1-91.

RECEIVING: Kauai-BUKOSKI, Trista 3-31; IWASAKI, Kanoa 3-27; HENRY, Cameron 1-4; JUDD, Kalawaia 1-0; MCFADDEN, Reggi 0-5. Kaiser-BUTENBAH-LEONG, 3-46; HIGGINS, Parker 2-20; IKEI, Justin 1-10; HAOLE, Elima 1-9; KAHUNANUI, Trev 1-6.

INTERCEPTIONS: Kauai-BUKOSKI, James 1-0. Kaiser-KAHUNANUI, Melv 1-20.

FUMBLES: Kauai-RAPACON, Kyren 2-0; IWASAKI, Kaiea 1-0; TEAM 1-0. Kaiser-FISIIAHI, Fitou 1-1; KARRATTI, Kahoa 1-0.

Kickoff time: 4:09 PM End of Game: 6:23 PM Total elapsed time: 2:14
 Officials: Referee: Rhys Amimoto; Umpire: Todd Lynch; Linesman: Kelvin Moniz;
 Line judge: Craig Shaner; Back judge: Robert Victor; Field judge: Shawn McGurrin;
 Side judge: P. Valenciano; Alternate: Doug Hunt;
 Temperature: 81 deg. Wind: NNE 12 mph Weather: Partly Cloudy

2014 Division 2



Quarterfinal – Saturday, Nov. 8, 2014 – Kamehameha Schools Hawaii Campus #4 KS Hawaii 42, Nanakuli 20

	1	2	3	4	Total
Nanakuli (10-1)	13	7	0	0	20
KS Hawaii (8-2)	21	7	0	14	42

Nana — Makaila Haina-Horswil 2 run (kick failed)
 KSH — Micah Kanehailua 5 run (Grant Shiroma kick)
 KSH — Bayley Manliguis 33 pass from Kanehailua (Shiroma kick)
 Nana — Haina-Horswil 44 run (Clifford Cunningham kick)
 KSH — Kaeo Bacatan 15 run (Preston Kalai kick)
 KSH — Bacatan 9 run (Kalai kick)
 Nana — Haina-Horswil 83 run (Cunningham kick)
 KSH — Shiroma 41 pass from Kanehailua (Kalai kick)
 KSH — Manliguis 15 pass from Kanehailua (Kalai kick)

RUSHING — **Nanakuli:** Haina-Horswil 19-149, Kale Kanehailua 8-21, Haku Kamai 1-1, Brandon Sevelino 1-3, Sunshine Anuenue 1-5, TEAM 4-(minus-55). **Kamehameha-Hawaii:** Batacan 24-87, Chase Paneku 12-60, Kanehailua 8-18, TEAM 2-(minus-20).

PASSING — **Nanakuli:** K. Kanehailua 11-31-2-115. **Kamehameha-Hawaii:** M. Kanehailua 13-30-1-190.

RECEIVING — **Nanakuli:** Isain Wong 4-62, Cunningham 5-38, Keanu Momoa 2-15. **Kamehameha-Hawaii:** Manlinguis 4-82, Shiroma 4-59, Kainalu Whitney 2-15, Batacan 1-15, Caleb Baptiste 1-10, Paneku 1-9

Quarterfinal – Saturday, Nov. 8, 2014 – Vidinha Stadium #3 Kapaa 30, Pearl City 22

	1	2	3	4	Total
Pearl City (8-3)	8	14	0	0	22
Kapaa (7-0)	7	7	16	0	30

PC - I. Kaleo, 18 yard pass from J. Taamu. (J. Taamu run)
KAPA - S. Davis, 12 yard run. (N. LaMadrid kick)
KAPA - R. Agoot, 19 yard run. (N. LaMadrid kick)
 PC - D. Maneafaiga, 54 yard pass from J. Taamu. (J. Taamu pass to G. Kanamu)
 PC - K. Domingo-Ishikawa, 5 yard pass from J. Taamu. (C. Kaku kick failed)
KAPA - A. Carvalho-Toloai, 10 yard pass from R. Agoot. (S. Davis run)
KAPA - S. Davis, 41 yard run. (S. Davis run)

RUSHING - Pearl City: Jordan Taamu 15-78, Jarrett Sanchez 3-8, Isiah Moeone 1-3, Dominic Maneafaiga 1-0, Kasey Kikuyama 2--2, MJ Keopuhiwa 2-(-3). Kapaa: Shain Davis 10-102, Kekoa Kaluahine-Cacal 10-45, Rudy Agoot 11-33, Elijah Gouveia-McCarthy 6-14, Austyne Carvalho-Toloai 1-11, Junard Mata 1-0, Team 1-(-1).

PASSING - Pearl City: Jordan Taamu 28-48-0-256. Kapaa: Rudy Agoot 2-6-1-16, Kurt Napoleon 2-2-0-14.

RECEIVING - Pearl City: Dominic Maneafaiga 6-117, Israel Kaleo 8-52, Garrett Kanamu 5-50, Jarrett Sanchez 2-15, Keelan Domingo-Ishikawa 5-11, Isiah Moeone 1-11, MJ Keopuhiwa 1-0. Kapaa: Dazmon Sasil 1-14, Austyne Carvalho-Toloai 1-10, Elijah Gouveia-McCarthy 1-6, Shain Davis 1-0.

Semifinal – Saturday, Nov. 15, 2014 – War Memorial Stadium**#1 Lahainaluna 52, KS Hawaii 7**

	1	2	3	4	Total
KS Hawaii (8-3)	0	7	0	0	7
Lahainaluna (10-0)	17	28	7	0	52

LAH - J. Rocha-Islas, 11 yard run. (J. Rocha-Islas kick)

LAH - J. Rocha-Islas, 26 yard field goal.

LAH - M. Filikitonga-Lukea, 14 yard run. (J. Rocha-Islas kick)

LAH - J. Rocha-Islas, 5 yard run. (J. Rocha-Islas kick)

KSH - K. Whitney, 11 yard pass from M. Kanehailua. (P. Kalai kick)

LAH - J. Saribay, 42 yard pass from M. Filikitonga-Lukea. (J. Rocha-Islas kick)

LAH - Makoa Filikitonga-Lukea, 66 yard interception return. (J. Rocha-Islas kick)

LAH - J. Rocha-Islas, 6 yard run. (J. Rocha-Islas kick)

LAH - M. Filikitonga-Lukea, 4 yard run. (J. Rocha-Islas kick)

RUSHING - KS-Hawaii: Ahren Ah Chong 10-29, Kaeo Batacan 7-28, Chase Peneku 8-23, Micah Kanehailua 3-(-15), Team 1-(-19). Lahainaluna: Jared Rochas-Islas 12-79, Makoa Sione Filikitonga-Lukea 7-74, Josten Saribay 2-28, Donovan Defang 3-24, JD Rosario 3-19, David Kawabata 3-19, Ansen Cabanilla 1-15, Dylan Delatori 1-9, Radon Sinenci 1-7, Christopher Kaniho 2-4, Kaya Phillips-Aki 3-2, Justice Tihada 1-(-4).

PASSING - KS-Hawaii: Micah Kanehailua 11-27-5-81. Lahainaluna: Makoa Sione Filikitonga-Lukea 6-9-0-100.

RECEIVING - KS-Hawaii: Grant Shiroma 2-35, Bayley Manliguis 4-29, Kainalu Whitney 2-14, Preston Kalai 1-2, Chase Peneku 2-1. Lahainaluna: Jared Rochas-Islas 2-46, Josten Saribay 1-42, Ansen Cabanilla 1-14, Isaiah Biga-Rogers 1-3, Donovan Defang 1-(-5).

Semifinal – Saturday, Nov. 15, 2014 – ‘Iolani School**#2 Iolani 29, #3 Kapaa 24**

	1	2	3	4	Total
Kapaa (7-1)	0	7	7	10	24
‘Iolani (7-3)	0	16	7	6	29

IOL - KJ Pascua 3 run (Evan Minami kick)

IOL - Keoni-Kordell Makekau 31 FG

IOL - Makekau 33 pass from Austin Jim On (kick failed)

KAP - Shain Davis 2 run (Noah Lamadrid kick)

KAP - Davis 71 run (Lamadrid kick)

IOL - Pascua 10 run (Minami kick)

KAP - Davis 3 run (Lamadrid kick)

KAP - Lamadrid 29 FG

IOL - Makekau 25 pass from Jim On (pass failed)

RUSHING – Iolani: Pascua 21-53, Storm Lotomau 12-43, Jim On 11-32.

Kapaa-Elijah Gouveia McCarthy 4-1, Rudy Agoot 14-63, Kekoa Kauahine Cacal 3-6, Davis 15-122, Justin DeForge 3-19, Junard Mata 2-9, Kurt Napoleon 2-4.

PASSING – Iolani: Jim On 19-34-1-221. Kapaa: Agoot 5-11-1-54, Napoleon 9-15-0-75.

RECEIVING – Iolani: Travis Teruya 6-77, Makekau 7-87, Connor Hannum 3-46, Connor Ohira 2-13, Tamatane Aga 1-(-2). Kapaa: Davis 3-24, Mata 2-30, DeForge 1-15, Dazmon Sasil 3-32, Gabe Keener 2-6, Leslee Aki 2-16, McCarthy 1-6.

Championship – Friday, Nov. 21, 2014 – Aloha Stadium

#2 'Iolani 31, #1 Lahainaluna 14

	1	2	3	4	Total
'Iolani (8-3)	7	17	7	0	31
Lahainaluna (10-1)	0	6	0	8	14

Scoring Summary:

1st 07:56 IOL - KORDELL-MAKEKAU 10 yd pass from JIM ON,Austin (MINAMI,Evan kick)
 2nd 11:56 IOL - PASCUA,KJ 2 yd run (MINAMI,Evan kick)
 07:30 LAH - FILIKITONGA-LUK 1 yd run (ROCHA-ISLAS,Jar kick failed)
 05:43 IOL - OHIA,Connor 34 yd pass from JIM ON,Austin (MINAMI,Evan kick)
 00:00 IOL - KORDELL-MAKEKAU 42 yd field goal
 3rd 06:32 IOL - LOTOMAU,Storm 3 yd run (MINAMI,Evan kick)
 4th 07:55 LAH - FILIKITONGA-LUK 6 yd run (ST JOHN,Thomas pass from FILIKITONGA-LUK)

	IOL	LAH
FIRST DOWNS	20	18
RUSHES-YARDS (NET)	44-111	46-235
PASSING YDS (NET)	239	71
Passes Att-Comp-Int.....	24-21-0	6-5-0
TOTAL OFFENSE PLAYS-YARDS	68-350	52-306
Fumble Returns-Yards.....	0-0	0-0
Punt Returns-Yards.....	0-0	1-9
Kickoff Returns-Yards.....	2-20	1-13
Interception Returns-Yards....	0-0	0-0
Punts (Number-Avg).....	2-36.0	3-35.7
Fumbles-Lost.....	0-0	3-2
Penalties-Yards.....	1-5	4-25
Possession Time.....	26:10	21:50
Third-Down Conversions.....	10 of 16	4 of 9
Fourth-Down Conversions.....	2 of 3	1 of 1
Red-Zone Scores-Chances.....	3-4	2-3
Sacks By: Number-Yards.....	0-0	1-9

RUSHING: Iolani-PASCUA,KJ 26-60; LOTOMAU,Storm 15-44; JIM ON,Austin 2-4; KORDELL-MAKEKAU 1-3. Lahainaluna-FILIKITONGA-LUK 16-83; CABANILLA,Ansen 9-68; ROCHA-ISLAS,Jar 8-59; TAUFA,Penisiman 2-15; DEFANG,Donovan 4-13; KAWABATA,David 1-7; SARIBY,Josten 3-4; PALEA,Tyran Kuu 2-2; TEAM 1-minus 16.

PASSING: Iolani-JIM ON,Austin 21-24-0-239. Lahainaluna-FILIKITONGA-LUK 4-5-0-28; ROCHA-ISLAS,Jar 1-1-0-43.

RECEIVING: Iolani-TERUYA,Tyler 9-67; KORDELL-MAKEKAU 7-105; OHIA,Connor 5-67. Lahainaluna-MEDEIROS-TANGAT 2-45; DEFANG,Donovan 1-20; ROCHA-ISLAS,Jar 1-5; KAWABATA,David 1-1.

INTERCEPTIONS: Iolani-None. Lahainaluna-None.

FUMBLES: Iolani-None. Lahainaluna-TEAM 1-1; ROCHA-ISLAS,Jar 1-0; SARIBY,Josten 1-1.

Kickoff time: 4:37 PM End of Game: 6:46 PM Total elapsed time: 2:09
 Officials: Referee: Scott Smith; Umpire: Rod Alama, Sr.; Linesman: Lionel Montalvo;
 Line judge: Rhys Amimoto; Back judge: Rodney Chobany; Field judge: Doug Hunt;
 Side judge: Duane Moku; Alternate: Mashall Harvest;

2015 Division 2



Quarterfinal – Saturday, Nov. 7, 2015 – Lahainaluna High School #4 Lahainaluna 7, Kaimuki 0

	1	2	3	4	Total
Kaimuki (7-5)	0	0	0	0	0
Lahainaluna (7-5)	0	7	0	0	7

Scoring Summary:

2nd 06:29 LAHAINA - Ragudo, Elijah 10 run (Au, Haaheo kick)

	KAIMUKI	LAHAINA
FIRST DOWNS	12	10
RUSHES-YARDS (NET)	52-173	44-109
PASSING YDS (NET)	37	0
Passes Att-Comp-Int.....	9-5-1	2-0-0
TOTAL OFFENSE PLAYS-YARDS	61-210	46-109
Fumble Returns-Yards.....	0-0	0-0
Punt Returns-Yards.....	1-0	0-0
Kickoff Returns-Yards.....	1-5	0-0
Interception Returns-Yards....	0-0	1-0
Punts (Number-Avg).....	4-34.0	6-41.0
Fumbles-Lost.....	1-1	1-1
Penalties-Yards.....	17-137	7-57
Possession Time.....	25:41	22:19
Third-Down Conversions.....	4 of 13	0 of 9
Fourth-Down Conversions.....	1 of 3	1 of 2
Red-Zone Scores-Chances.....	0-2	1-1
Sacks By: Number-Yards.....	4-30	0-0

RUSHING: Kaimuki-Masima, Bille 42-173; Akau, Ronnie 1-2; Neves, Andrew 5-0; Feary, Jaren 4-minus 2. Lahainaluna-Defang, Donovan 11-50; Miyamoto, Dean 7-28; Ragudo, Elijah 4-25; Kawabata, David 3-11; Tihada, Justice 2-7; Kauhaahaa, M. 1-2; Delatori, Dylan 13-minus 4; Shim, Laakea 1-minus 5; TEAM 2-minus 5.

PASSING: Kaimuki-Masima, Bille 2-4-0-30; Feary, Jaren 3-4-0-7; Sarcedo, Tyace 0-1-1-0. Lahainaluna-Delatori, Dylan 0-2-0-0.

RECEIVING: Kaimuki-Maiava, J. 2-19; Faufata-Pedrina 2-14; Neves, Andrew 1-4.

INTERCEPTIONS: Kaimuki-None. Lahainaluna-Hafoka, Siale 1-0.

FUMBLES: Kaimuki-Masima, Bille 1-1. Lahainaluna-TEAM 1-1.

Kickoff time: 7:20 pm End of Game: 9:36 pm Total elapsed time: 2:16
 Officials: Referee: Lionel Montalva; Umpire: Michael Simonds; Linesman: Rhys Amimoto; Line judge: Marshall Harves; Back judge: Matt Dery; Field judge: Carson Tani; Side judge: Mitchell Remba; Scorer: Natalie Iwamoto;
 Temperature: 77 deg. Wind: ENE 13 mph Weather: Partly cloudy.

Quarterfinal – Saturday, Nov. 7, 2015 – Konawaena High School

#3 Konawaena 42, Damien 33

	1	2	3	4		Total
Damien (6-2)	6	0	6	21		33
Konawaena (11-1)	12	21	6	3		42

Scoring Summary:

1st 10:05 KONA - Kelekolio, A. 2 run (Ewing, Austin kick blockd)
 06:34 KONA - Kelekolio, A. 3 run (Hill, Harry rush failed)
 05:08 DAM - Faufata-Pedrina 13 run (Cameron,Kaimana kick failed)
 2nd 11:05 KONA - Kelekolio, A. 69 run (Hill, Harry kick)
 08:52 KONA - Ching, Kamakana 15 pass from Ewing, Austin (Hill, Harry kick)
 00:40 KONA - Mahiai, Kayson 36 pass from Ewing, Austin (Hill, Harry kick)
 3rd 03:03 DAM - Apao,Bransen 6 pass fr Faufata-Pedrina(Kawaakoa,Kepono rush failed)
 01:22 KONA - Kane, Kupono 9 pass from Ewing, Austin (Hill, Harry rush failed)
 4th 10:57 DAM - Apao, Bransen 6 pass from Faufata-Pedrina (Cameron,Kaimana kick)
 07:48 DAM - Faufata-Pedrina 2 run (Cameron,Kaimana pass from Faufata-Pedrina)
 04:51 DAM - Kawaakoa,Kepono 22 pass from Faufata-Pedrina (Cameron kick failed)
 00:39 KONA - Ewing, Austin 29 field goal

	DAMIEN	KONA
FIRST DOWNS	22	28
RUSHES-YARDS (NET)	38-84	44-370
PASSING YDS (NET)	296	218
Passes Att-Comp-Int.....	30-15-1	31-17-1
TOTAL OFFENSE PLAYS-YARDS	68-380	75-588
Fumble Returns-Yards.....	1-9	0-0
Punt Returns-Yards.....	0-0	2-9
Kickoff Returns-Yards.....	5-44	2-17
Interception Returns-Yards....	1-9	1-0
Punts (Number-Avg).....	4-43.5	0-0.0
Fumbles-Lost.....	1-1	2-2
Penalties-Yards.....	16-124	20-133
Possession Time.....	26:16	21:44
Third-Down Conversions.....	7 of 13	8 of 14
Fourth-Down Conversions.....	0 of 1	1 of 5
Red-Zone Scores-Chances.....	4-5	5-6
Sacks By: Number-Yards.....	1-7	7-45

RUSHING: Damien-Faufata-Pedrina 28-50; Kawaakoa,Kepono 8-18; Arrechi, Akila 2-16. Konawaena-Kelekolio, A. 27-263; Laban, Micah 5-56; Ewing, Austin 6-31; Howes, Cameron 3-8; Cacoulidis,Paka 2-7; Fleming-Nazara, 1-5.

PASSING: Damien-Faufata-Pedrina 15-30-1-296. Konawaena-Ewing, Austin 17-31-1-218.

RECEIVING: Damien-Ballesteros, A. 5-153; Apao, Bransen 4-40; Kawaakoa,Kepono 3-48; Apiki, Shaun 2-60; Borges, Shawn 1-minus 5. Konawaena-Kane, Kupono 5-33; Ching, Kamakana 4-79; Fleming-Nazara, 4-53; Mahiai, Kayson 3-47; Howes, Cameron 1-6.

INTERCEPTIONS: Damien-Borges, Shawn 1-9. Konawaena-Cacal, Jeriah 1-0.

FUMBLES: Damien-Faufata-Pedrina 1-1. Kona-Ching, Kamakana 1-1; Ewing,Austin 1-1.

Kickoff time: 7:12 pm End of Game: 10:19 pm Total elapsed time: 3:07
 Officials: Referee: Wade Miranda; Umpire: Todd Lynch; Linesman: Randy Morris;
 Line judge: Cal Evans; Back judge: Adam Marshall; Field judge: Brandis Mirafuentes;
 Side judge: Travis Nakashima;
 Temperature: 71 deg Wind: NNE 5 mph Weather: Cloudy. Humidity 95%

Semifinal – Saturday, Nov. 14, 2015 – Vidinha Stadium

#1 Kapaa 24, #4 Lahainaluna 0

	1	2	3	4	Total
Lahainaluna (7-6)	0	0	0	0	0
#1 Kapaa (9-0)	0	12	12	0	24

Scoring Summary:

2nd 08:20 KAPAA - Fonua, Teili 4 yd run (Oliver, Clifton kick failed)
 04:24 KAPAA - Harder, Kalena 9 yd run (Moniz, Leighton rush failed)
 3rd 08:16 KAPAA - Harder, Kalena 9 yd run (Oliver, Clifton kick failed)
 07:46 KAPAA - Harder, Kalena 3 yd run (Fonua, Teili rush failed)

	LAHAINA	KAPAA
FIRST DOWNS	2	18
RUSHES-YARDS (NET)	32--1	65-218
PASSING YDS (NET)	17	11
Passes Att-Comp-Int.....	7-3-0	7-2-0
TOTAL OFFENSE PLAYS-YARDS	39-16	72-229
Fumble Returns-Yards.....	0-0	0-0
Punt Returns-Yards.....	0-0	7-31
Kickoff Returns-Yards.....	3-29	1-19
Interception Returns-Yards....	0-0	0-0
Punts (Number-Avg).....	9-35.0	4-33.2
Fumbles-Lost.....	2-2	2-2
Penalties-Yards.....	6-50	7-36
Possession Time.....	21:43	26:17
Third-Down Conversions.....	1 of 11	4 of 15
Fourth-Down Conversions.....	0 of 1	2 of 6
Red-Zone Scores-Chances.....	0-0	4-6
Sacks By: Number-Yards.....	2-12	3-18

RUSHING: Lahainaluna-Kawabata, David 4-11; Sinenci, Radon 1-1; Tihada, Justice 2-1; Defang, Donovan 1-0; Miyamoto, Dean 2-minus 2; Shim, Laakea 1-minus 2; Delatori, Dylan 12-minus 4; Storer, Etuati 9-minus 6. Kapaa-Harder, Kalena 20-98; Kaluahine-Cacal 11-47; DeForge, Justin 7-35; Tabura, Makana 4-20; Fonua, Teili 15-17; Moniz, Leighton 2-6; Napoleon, Kurt 3-6; Tatofi, A. 1-0; Ramseyer-Burdet 1-0; Fifita, Mosese 1-minus 11.

PASSING: Lahainaluna-Delatori, Dylan 1-4-0-8; Storer, Etuati 2-3-0-9. Kapaa-Fonua, Teili 2-7-0-11.

RECEIVING: Lahainaluna-Kawabata, David 1-8; Kenolio, K. 1-8; Defang, Donovan 1-1. Kapaa-Harder, Kalena 1-8; DeForge, Justin 1-3.

INTERCEPTIONS: Lahainaluna-None. Kapaa-None.

FUMBLES: Lahainaluna-Scanlan,Enele 1-1; Storer, Etuati 1-1. Kapaa-Tabura, Makana 1-1; Kaluahine-Cacal 1-1.

Kickoff time: 3:00 pm End of Game: Total elapsed time: -
 Officials: Referee: Shawn McGurrin; Umpire: Jason Nagahisa; Linesman: Allen Marshall; Line judge: Cal Evans; Back judge: Matt Dery; Field judge: P. Valenciano; Side judge: Jonathan Thorpe;

Semifinal – Saturday, Nov. 14, 2015 – Roosevelt High School

#2 Radford 48, #3 Konawaena 46

	1	2	3	4	Total
Konawaena (11-2)	19	7	7	13	46
Radford (12-0)	21	15	12	0	48

Scoring Summary:

1st 11:21 KONA - Casuga-Llanes,J 66 fumble recovery (Ewing, Austin kick)
 08:25 RADFORD - Faumui, Ace 1 run (Gennero, Roman kick)
 07:04 KONA - Mahiai, Kayson 6 pass from Ewing, Austin (Ewing, Austin kick fail)
 04:44 RADFORD - Manabe, Blaise 8 pass from Iriarte, Q. (Gennero, Roman kick)
 04:22 KONA - Ching,Kamakana 73 pass fr Ewing, Austin (Ewing, Austin pass fail)
 02:35 RADFORD - Faumui, Ace 15 pass from Iriarte, Q. (Gennero, Roman kick)
 2nd 05:52 RADFORD - Reid, Thomas 26 pass from Iriarte, Q. (Gennero, Roman kick)
 04:54 RADFORD - Walker,Jordan 47 fumble recovery (Manabe,Blaise pass fr Faumui)
 01:34 KONA - Mahiai, Kayson 11 pass from Ewing, Austin (Hill, Harry kick)
 3rd 06:03 RADFORD - Ongory-Mathias, 27 run (Gennero, Roman kick failed)
 04:04 KONA - Kelekolio, A. 15 pass from Ewing, Austin (Hill, Harry kick)
 01:49 RADFORD - Iriarte, Q. 11 run (Gennero, Roman kick failed)
 4th 10:50 KONA - Fleming-Nazara, 15 pass from Ewing, Austin (Ewing, Austin kick)
 06:40 KONA - Kelekolio, A. 4 run (Ewing, Austin pass failed)

	KONA	RADFORD
FIRST DOWNS	18	33
RUSHES-YARDS (NET)	20-47	60-236
PASSING YDS (NET)	272	288
Passes Att-Comp-Int.....	36-21-1	32-18-2
TOTAL OFFENSE PLAYS-YARDS	56-319	92-524
Fumble Returns-Yards.....	1-66	1-47
Punt Returns-Yards.....	2-28	1--1
Kickoff Returns-Yards.....	7-137	3-39
Interception Returns-Yards....	2-73	1-0
Punts (Number-Avg).....	5-48.4	3-37.3
Fumbles-Lost.....	3-3	2-2
Penalties-Yards.....	7-75	16-141
Possession Time.....	13:16	34:39
Third-Down Conversions.....	4 of 11	9 of 16
Fourth-Down Conversions.....	1 of 2	1 of 3
Red-Zone Scores-Chances.....	5-6	5-7
Sacks By: Number-Yards.....	1-16	1-7

RUSHING: Konawaena-Kelekolio, A. 11-44; Howes, Cameron 1-5; Laban, Micah 1-1; Ellis-Noa, M. 1-minus 1; Ewing, Austin 6-minus 2. Radford-Ongory-Mathias, 26-176; Faumui, Ace 15-58; Walter, Jake 1-15; Reid, Thomas 1-9; Faletoi, David 1-8; Iriarte, Q. 9-7; Manabe, Blaise 7-minus 37.

PASSING: Konawaena-Ewing, Austin 21-36-1-272. Radford-Iriarte, Q. 18-32-2-288.

RECEIVING: Konawaena-Kane, Kupono 6-57; Ching, Kamakana 4-84; Howes, Cameron 4-46; Fleming-Nazara, 3-46; Kelekolio, A. 2-22; Mahiai, Kayson 2-17. Radford-Manabe, Blaise 7-97; Reid, Thomas 5-135; Faumui, Ace 4-38; Walter, Jake 2-18.

INTERCEPTIONS: Konawaena-Cacal,Jeriah 1-57; Casuga-Llanes,J 1-16. Radford-Brady,Brandon 1-0.

FUMBLES: Konawaena-Casuga-Llanes,J 1-1; Kane, Kupono 1-1; Ewing, Austin 1-1. Radford-Reid, Thomas 1-1; Manabe, Blaise 1-1.

Kickoff time: 5:03 pm End of Game: 8:11 pm Total elapsed time: 3:08
 Officials: Referee: Scott Smith; Umpire: Steve Sampson; Linesman: James Bolosan;
 Line judge: Ted Biesecker; Back judge: John Oku; Field judge: Ron Tacadena;
 Side judge: Ray Pasion; Center judge: Natalie Iwamoto;
 Temperature: 84 deg. Wind: ENE 17 mph Weather: Partly sunny

Championship – Friday, Nov. 20, 2015 – Aloha Stadium

#2 Radford 30, #1 Kapaa 16

	1	2	3	4	Total
Radford (13-0)	0	14	3	13	30
Kapaa (9-1)	7	9	0	0	16

Scoring Summary:

1st 01:05 KAPAA - Kaluahine-Cacal 1 yd run (Oliver, Clifton kick)
 2nd 11:54 KAPAA - Oliver, Clifton 45 yd field goal
 11:02 RADFORD - Reid, Thomas 78 yd pass from Iriarte, Q. (Gennero, Roman kick)
 06:56 KAPAA - Bilyeu, J. 8 yd fumble recovery (Oliver, Clifton kick blockd)
 00:01 RADFORD - Faumui, Ace 8 yd pass from Iriarte, Q. (Gennero, Roman kick)
 3rd 10:14 RADFORD - Gennero, Roman 30 yd field goal
 4th 09:21 RADFORD - Sunday,Dillon 26 yd fumble recovery (Gennero,Roman kick blockd)
 08:49 RADFORD - Faumui, Ace 45 yd run (Gennero, Roman kick)

	RADFORD	KAPAA
FIRST DOWNS	11	8
RUSHES-YARDS (NET)	39-56	36--47
PASSING YDS (NET)	195	86
Passes Att-Comp-Int.....	21-12-1	22-8-1
TOTAL OFFENSE PLAYS-YARDS	60-251	58-39
Fumble Returns-Yards.....	1-26	1-8
Punt Returns-Yards.....	0-0	1-9
Kickoff Returns-Yards.....	1--3	6-55
Interception Returns-Yards....	1-13	1-4
Punts (Number-Avg).....	4-30.0	6-27.7
Fumbles-Lost.....	9-3	6-2
Penalties-Yards.....	11-77	5-26
Possession Time.....	23:22	24:38
Third-Down Conversions.....	6 of 14	4 of 15
Fourth-Down Conversions.....	0 of 2	0 of 4
Red-Zone Scores-Chances.....	1-1	1-1
Sacks By: Number-Yards.....	5-41	1-3

RUSHING: Radford-Faumui, Ace 20-60; Ongory-Mathias, 8-11; Manabe, Blaise 5-2; TEAM 1-minus 2; Iriarte, Q. 5-minus 15. Kapaa-DeForge, Justin 9-21; Kaluahine-Cacal 11-12; Moniz, Leighton 3-7; Harder, Kalena 1-1; TEAM 2-minus 22; Fonua, Teili 5-minus 28; Napoleon, Kurt 5-minus 38.

PASSING: Radford-Iriarte, Q. 12-21-1-195. Kapaa-Fonua, Teili 7-17-1-76; Napoleon, Kurt 1-5-0-10.

RECEIVING: Radford-Manabe, Blaise 4-32; Reid, Thomas 3-102; Faumui, Ace 3-28; Loggins, S. 2-33. Kapaa-DeForge, Justin 4-47; Moniz, Leighton 1-17; Keener, Gabriel 1-10; Aki, Leslee 1-9; Harder, Kalena 1-3.

INTERCEPTIONS: Radford-Soakai, Jonah 1-13. Kapaa-Bilyeu, J. 1-4.

FUMBLES: Radford-Faumui, Ace 4-1; Iriarte, Q. 3-1; TEAM 1-1; Manabe, Blaise 1-0. Kapaa-Fonua, Teili 2-0; Tabura, Makana 2-1; TEAM 1-1; Napoleon, Kurt 1-0.

Kickoff time: 4:37 pm End of Game: 7:16 pm Total elapsed time: 2:39
 Officials: Referee: Shawn McGurrin; Umpire: Sam Wilson; Linesman: Allen Marshall;
 Line judge: Wade Miranda; Back judge: Aaron Orsatti; Field judge: P. Valenciano;
 Side judge: Duane Moku;
 Temperature: 77 deg. Wind: SE 8 mph Weather: Cloudy, showers

2016 Division 2



Quarterfinal – Friday, Nov. 4, 2016 – Campbell High School #4 Damien 40, Waialua 0

	1	2	3	4	Total
Waialua (7-3)	0	0	0	0	0
Damien (7-2)	14	13	13	0	40

DMS - J. White, 22 yard pass from M. Faufata-Pedrina. (K. Cameron kick)

DMS - M. Faufata-Pedrina, 1 yard run. (K. Cameron kick)

DMS - J. White, 29 yard run. (kick failed)

DMS - S. Apiki, 32 yard pass from M. Faufata-Pedrina. (K. Cameron kick)

DMS - D. Kapea, 1 yard run. (K. Cameron kick)

DMS - D. Arecchi, 15 yard run. (kick blocked)

RUSHING - Waialua: Howard Nahooikaika 2-4, Xier Kekauoha 1-2, Lancen Kuni 1-(-1), Risein Campbell 5-(-4), Tevesi Toia 7-(-7), Caleb Apau 1-(-9). Damien: Justice White 9-101, Deacon Kapea 12-88, Domenic Arecchi 11-47, Team 3-(-3), Marcus Faufata-Pedrina 8-(-9),

PASSING - Waialua: Tevesi Toia 5-16-3-43, Caleb Apau 2-9-1-16. Damien: Marcus Faufata-Pedrina 8-9-0-126.

RECEIVING - Waialua: Lancen Kuni 2-17, Kyler Dicion 2-16, Caleb Apau 1-13, Sam Merrill 1-9, Howard Nahooikaika 1-4 . Damien: James Livingston-Lopez 2-38, Shaun Apiki 2-38, Deacon Kapea 2-28, Justice White 2-22.

Quarterfinal – Friday, Nov. 4, 2016 – War Memorial Stadium

#3 Lahainaluna 52, Waipahu 14

	1	2	3	4	Total
Waipahu (8-3)	0	0	7	7	14
Lahainaluna (7-4)	21	17	7	7	52

Scoring Summary:

1st 06:00 LAHAINA - RAGUDO, Elijah 17 run (RICO, Pablo kick)
 03:58 LAHAINA - SINENCI, Radon 24 run (RICO, Pablo kick)
 02:26 LAHAINA - FELICILDA, Dayt 84 interception return (RICO, Pablo kick)
 2nd 10:32 LAHAINA - SOMBELON-MCEWEN 0 fumble recovery (RICO, Pablo kick)
 01:28 LAHAINA - RAGUDO, Elijah 5 run (RICO, Pablo kick)
 00:00 LAHAINA - RICO, Pablo 22 field goal
 3rd 09:46 LAHAINA - RAGUDO, Elijah 9 run (RICO, Pablo kick)
 01:45 WAIPAHU - FAILAUGA, Alfre 22 pass fr AMOROZO, Braden (HARRIS, Isaiah kick)
 4th 08:42 LAHAINA - TIHADA, Joshua 5 run (RICO, Pablo kick)
 00:48 WAIPAHU - EA, Leonico 18 pass from AMOROZO, Braden (HARRIS, Isaiah kick)

	WAIPAHU	LAHAINA
FIRST DOWNS	16	17
RUSHES-YARDS (NET)	30-130	44-296
PASSING YDS (NET)	214	50
Passes Att-Comp-Int.....	22-11-3	5-3-0
TOTAL OFFENSE PLAYS-YARDS	52-344	49-346
Fumble Returns-Yards.....	0-0	0-0
Punt Returns-Yards.....	1-6	1-27
Kickoff Returns-Yards.....	5-86	2-61
Interception Returns-Yards....	0-0	3-108
Punts (Number-Avg).....	4-28.8	3-26.3
Fumbles-Lost.....	2-2	1-1
Penalties-Yards.....	7-83	8-72
Possession Time.....	23:49	24:11
Third-Down Conversions.....	0 of 9	4 of 9
Fourth-Down Conversions.....	1 of 2	1 of 1
Red-Zone Scores-Chances.....	1-3	5-6
Sacks By: Number-Yards.....	0-0	2-10

RUSHING: Waipahu-FAILAUGA, Alfre 19-102; YAMASHITA, Isaa 1-43; KAPANUI REYES,E 4-1; SEIULI-SANCHEZ 1-1; ANDRES-PAGUIRIG 1-0; TEAM 1-minus 7; AMOROZO, Braden 3-minus 10. Lahainaluna-SINENCI, Radon 9-80; RAGUDO, Elijah 7-78; DEFANG, Donovan 9-53; TIHADA, Joshua 6-32; PIHDA, Aliksa 4-29; KAHAHANE-LIVED, 1-17; STORER, Etuati 2-8; IRISH, Nainoa 1-6; ACPAL, Kamahao 1-2; KAHAE-AMPONG, K 1-2; TEAM 3-minus 11.

PASSING: Waipahu-AMOROZO, Braden 10-18-3-200; KAPANUI REYES,E 1-4-0-14. Lahainaluna-STORER, Etuati 3-4-0-50; TEAM 0-1-0-0.

RECEIVING: Waipahu-AHSING, Alika 3-71; YAMASHITA, Isaa 3-60; KAPANUI REYES,E 2-21; FAILAUGA, Alfre 1-39; EA, Leonico 1-18; CONTADO, AJ 1-5. Lahainaluna-TIHADA, Justice 1-23; GILLCOAT, Kaweh 1-14; SINENCI, Radon 1-13.

INTERCEPTIONS: Waipahu-None. Lahainaluna-FELICILDA, Dayt 1-84; SINENCI, Radon 1-18; FRIAS, Sheldon 1-6.

FUMBLES: Waipahu-FAILAUGA,Alfre 1-1; AMOROZO,Bradén 1-1. Lahainaluna-SINENCI, Radon 1-1.

Kickoff time: 3:29 pm End of Game: 5:40 pm Total elapsed time: 2:11
 Officials: Referee: Lionel Montalvo; Umpire: George Periera; Linesman: Allen Marshall; Line judge: Carson Tani; Back judge: John Oku; Field judge: Ron Tacadena; Side judge: Ryan Teshima;
 Temperature: 78 deg. Wind: NE 20 mph Weather: Partly Cloudy, 65% humidity

Semifinal – Saturday, Nov. 12, 2016 – Vidinha Stadium**#1 Kapaa 21, #4 Damien 14**

	1	2	3	4	Total
Damien (7-3)	0	0	7	7	14
Kapaa (8-1)	7	14	0	0	21

KAPA - K. Teixeira, 1 yard run. (C. Oliver kick)

KAPA - R. Banasihan, 2 yard run. (C. Oliver kick)

KAPA - D. Ramseyer-Burdett, 79 yard interception return. (C. Oliver kick)

DMS - J. Livingston-Lopez, 25 yard pass from M. Faufata-Pedrina. (K. Cameron kick)

DMS - S. Apiki, 13 yard pass from M. Faufata-Pedrina. (K. Cameron kick)

RUSHING - Damien: Justice White 14-47, Marcus Faufata-Pedrina 13-30, Deacon Kapea 5-25, Domenic Arecchi 4-7. Kapaa: Ryno Banasihan 5-45, Leighton Moniz 18-39, Teili Fonua 12-39, Kapena Teixeira 6-31, Makena Tabura 1-6, Team 1-(-1), Kahanu Davis 1-(-3).

PASSING - Damien: Marcus Faufata-Pedrina 15-26-2-201, Domenic Arecchi 1-1-0-18. Kapaa: Teili Fonua 0-2-0-0, Kurt Napoleon 0-1-0-0.

RECEIVING - Damien: James Livingston-Lopez 4-78, Domenic Arecchi 3-47, Shaun Apiki 3-38, Justice White 3-37, Deacon Kapea 2-18, Javin Cortez 1-1. Kapaa: none.

Semifinal – Saturday, Nov. 12, 2016 – Konawaena High School**#3 Lahainaluna 28, #2 Konawaena 14**

	1	2	3	4	Total
Lahainaluna (8-4)	0	7	14	7	28
Konawaena (8-2)	7	0	7	0	14

KONA - R. Ching, 4 yard pass from A. Ewing. (H. Hill kick)

LAH - R. Sinenci, 1 yard run. (P. Rico kick)

LAH - D. Defang, 19 yard run. (B. Honda run failed)

LAH - D. Defang, 1 yard run. (E. Ragudo run)

KONA - R. Ching, 1 yard pass from M. Laban. (H. Hill kick)

LAH - J. Tihada, 43 yard run. (P. Rico kick)

RUSHING - Lahainaluna: Joshua Tihada 9-103, Donovan Defang 13-56, Etuati Storer 9-49, Justice Tihada 8-43, Dean Miyamoto 7-24, Aliksa Pidha 2-11, Elijah Ragudo 9-10, Radon Sinenci 2-7, Team 2-(-3), Bailey Honda 2-(-5). Konawaena: Micah Laban 13-63, Austin Ewing 7-9, Michael Banagan-Brock 1-0, Team 1-(-1), Reyson Ching 1-(-10).

PASSING - Lahainaluna: Etuati Storer 0-3-2-0, Donovan Defang 0-1-0-0, Enele Scanlan 0-1-1-0. Konawaena: Austin Ewing 23-42-3-276, Micah Laban 1-1-0-1, 0-1-0-0.

RECEIVING - Lahainaluna: none. Konawaena: Austin Aukai 7-126, Jeremiah Casuga-Llanes 2-69, Reyson Ching 5-43, Kaanoi Rivera-Kelekolio 5-34, Micah Laban 3-7, Kaiya Lelewi 1-1, Javen Blackhat 1-(-3).

Championship – Friday, Nov. 18, 2016 – Aloha Stadium

#3 Lahainaluna 21, #1 Kapaa 14

	1	2	3	4	Total
Lahainaluna (9-4)	0	14	7	0	21
Kapaa (8-2)	0	0	7	7	14

Scoring Summary:

2nd 10:59 LAHAINA - HAFOKA, Siale 23 yd blocked punt return (RICO, Pablo kick)
 08:01 LAHAINA - KEOHULOA, K. 7 yd run (RICO, Pablo kick)
 3rd 10:54 LAHAINA - HONDA, Bailey 55 yd interception return (RICO, Pablo kick)
 06:27 KAPAA - TEXEIRA, Kapena 1 yd run (OLIVER, Clifton kick)
 4th 07:04 KAPAA - KEENER, Gabe 32 yd pass from FONUA, Teili (OLIVER, Clifton kick)

	LAHAINA	KAPAA
FIRST DOWNS	8	15
RUSHES-YARDS (NET)	42-136	33-92
PASSING YDS (NET)	41	160
Passes Att-Comp-Int.....	4-3-0	27-12-1
TOTAL OFFENSE PLAYS-YARDS	46-177	60-252
Fumble Returns-Yards.....	0-0	0-0
Punt Returns-Yards.....	2-33	1-22
Kickoff Returns-Yards.....	1-8	2-61
Interception Returns-Yards....	1-55	0-0
Punts (Number-Avg).....	5-36.8	3-20.7
Fumbles-Lost.....	0-0	1-0
Penalties-Yards.....	9-73	5-54
Possession Time.....	25:53	22:07
Third-Down Conversions.....	3 of 11	3 of 11
Fourth-Down Conversions.....	1 of 3	2 of 4
Red-Zone Scores-Chances.....	1-1	1-2
Sacks By: Number-Yards.....	2-12	0-0

RUSHING: Lahainaluna-PAHULU, Unaloto 2-34; DEFANG, Donovan 8-29; RAGUDO, Elijah 10-27; KAWABATA, David 3-13; KEOHULOA, K. 2-8; TIHADA, Joshua 8-7; SINENCI, Radon 5-7; TIHADA, Justice 1-5; PIHDA, Aliksa 1-5; STORER, Etuati 2-1. Kapaa-MONIZ, Leighton 13-49; FONUA, Teili 10-18; BANASIHAN, Ryan 5-13; NAPOLEON, Kurt 1-8; TEXEIRA, Kapena 4-4.

PASSING: Lahainaluna-STORER, Etuati 3-3-0-41; POKIPALA-WAIOHU 0-1-0-0. Kapaa-FONUA, Teili 11-23-1-150; NAPOLEON, Kurt 1-3-0-10; TEXEIRA, Kapena 0-1-0-0.

RECEIVING: Lahainaluna-HAFOKA, Siale 1-39; KAWABATA, David 1-5; TIHADA, Joshua 1-minus 3. Kapaa-KEENER, Gabe 6-93; TABURA, Makena 3-32; NAPOLEON, Kurt 2-29; MONIZ, Leighton 1-6.

INTERCEPTIONS: Lahainaluna-HONDA, Bailey 1-55. Kapaa-None.

FUMBLES: Lahainaluna-None. Kapaa-MONIZ, Leighton 1-0.

Kickoff time: 4:39 pm End of Game: 6:56 pm Total elapsed time: 2:17
 Officials: Referee: Randy Morris; Umpire: Rod Alama, Sr.; Linesman: Scott Smith;
 Line judge: Marshall Harvest; Back judge: Aaron Orsatti; Field judge: Matt Dery;
 Side judge: Jonathan Thorpe;
 Temperature: 76 deg. Wind: NE 18 mph Weather: Fair, 56% humidity

2017 Division 2



Semifinal – Friday, Nov. 3, 2017 – War Memorial Stadium #1 Lahainaluna 35, 'Iolani 27

	1	2	3	4	Total
'Iolani (4-6)	3	7	9	8	27
Lahainaluna (10-1)	7	28	0	0	35

Scoring Summary:

1st 08:24 'IOLANI - MAKEKAU, Mika 28 field goal
 03:23 LAHAINA - TIHADA, Joshua 1 run (RICO, Pablo kick)
 2nd 08:59 LAHAINA - TIHADA, Joshua 42 run (RICO, Pablo kick)
 04:55 LAHAINA - SHIM, Laakea 39 run (RICO, Pablo kick)
 03:22 'IOLANI - MIZUTANI, TJ 8 run (MAKEKAU, Mika kick)
 01:49 LAHAINA - RAGUDO, Elijah 62 run (RICO, Pablo kick)
 00:37 LAHAINA - TIHADA, Joshua 5 run (RICO, Pablo kick)
 3rd 09:14 'IOLANI - MIYAZAWA, Jonah 37 pass from MIZUTANI, TJ (MAKEKAU, Mika kick)
 01:48 'IOLANI - TEAM safety
 4th 05:50 'IOLANI - MIZUTANI, TJ 6 run (YOKOGAWA, Jake pass from MIZUTANI, TJ)

	'IOLANI	LAHAINA
FIRST DOWNS	21	17
RUSHES-YARDS (NET)	24-145	64-377
PASSING YDS (NET)	290	0
Passes Att-Comp-Int.....	47-26-2	1-0-0
TOTAL OFFENSE PLAYS-YARDS	71-435	65-377
Fumble Returns-Yards.....	0-0	0-0
Punt Returns-Yards.....	0-0	0-0
Kickoff Returns-Yards.....	2-39	1-10
Interception Returns-Yards....	0-0	2-5
Punts (Number-Avg).....	2-50.5	3-30.0
Fumbles-Lost.....	1-1	0-0
Penalties-Yards.....	5-43	3-39
Possession Time.....	17:19	30:41
Third-Down Conversions.....	5 of 13	5 of 14
Fourth-Down Conversions.....	2 of 4	3 of 3
Red-Zone Scores-Chances.....	3-5	2-2
Sacks By: Number-Yards.....	0-0	2-7

RUSHING: 'Iolani-MIZUTANI, TJ 19-130; NISHIGAYA, Kaua 5-15. Lahainaluna-TIHADA, Joshua 29-167; RAGUDO, Elijah 18-139; SHIM, Laakea 3-44; DUDOIT, Jesse 2-14; PIHDA, Aliksa 4-11; IRISH, Nainoa 3-8; KAHAHANE-LIVED, 1-3; GALOIA, Taai 1-2; TEAM 3-minus 11.

PASSING: 'Iolani-MIZUTANI, TJ 26-47-2-290. Lahainaluna-GALOIA, Taai 0-1-0-0.

RECEIVING: 'Iolani-MIYAZAWA, Jonah 13-193; KAMANA, Carter 6-46; YOKOGAWA, Jake 4-40; SHIGEMURA, D. 1-12; NISHIGAYA, Kaua 1-2; KANESHIRO, R. 1-minus 3. Lahainaluna-

INTERCEPTIONS: 'Iolani-None. Lahainaluna-STORER, Etuati 1-5; CASCO, K. 1-0.

FUMBLES: 'Iolani-MIZUTANI, TJ 1-1. Lahainaluna-None.

Kickoff time: 6:08 pm End of Game: 8:52 pm Total elapsed time: 2:48
 Officials: Referee: Lionel Montalvo; Umpire: Mike Simonds; Linesman: Ralph Hasegawa; Line judge: George Perreira; Back judge: Mitchell Remba; Field judge: Duane Moku; Side judge: Ryan Teshima;
 Temperature: 78 deg. Wind: NE 15 mph Weather: Partly Cloudy; Humidity 80%

Semifinal – Friday, Nov. 3, 2017 – Konawaena High School

#2 Konawaena 53, Waipahu 50

	1	2	3	4			Total
Waipahu (10-1)	6	13	18	13			50
Konawaena (9-2)	21	3	29	0			53

Kona—Austin Ewing 6 run (Harry Hill kick)

Waip—Zeondre Benjamin 69 pass from Ezekiel-Kai Kapanui Reyes (kick failed)

Kona—Orion Smith 34 fumble return (Hill kick)

Kona—Ewing 1 run (Hill kick)

Waip—Alfred Failauga 3 run (run failed)

Waip—Matthew Fiesta 34 pass from Braden Amorozo (Brycen Amorozo kick)

Kona—FG Hill 35

Kona—Tyler Libarios 54 pass from Ewing (Hill kick)

Waip—Failauga 22 run (pass failed)

Kona—Chancey Mariani-Louis 36 pass from Ewing (Ewing run)

Waip—Fiesta 80 pass from Amorozo (run failed)

Kona—Jeriah Cacal 41 pass from Ewing (Hill kick)

Waip—Alika Ahsing 25 pass from Amorozo (run failed)

Kona—Cacal 1 pass from Ewing (Hill kick)

Waip—Failauga 65 run (run failed)

Waip—Failauga 7 run (Bry. Amorozo kick)

RUSHING—Waipahu: Failauga 42-283, Kapanui Reyes 1-11, Fiva Tulafale 1-0, TEAM 1-(minus 11), Amorozo 5-(minus 13). Konawaena: Chancey Mariani-Louis 23-62, Libarios 1-16, Ewing 8-35, Marc Basa 1-(minus 1), TEAM 2-(minus 2).

PASSING—Waipahu: Amorozo 22-40-2-337, Kapanui Reyes 1-1-0-69, Ahsing 0-2-0-0. Konawaena: Ewing 30-53-0-370.

RECEIVING—Waipahu: Fiesta 7-152, Ahsing 5-65, Kapanui Reyes 4-29, Branson Jay Reyes 3-22, Benjamin 2-94, Isaac Yamashita 2-19, Failauga 0-25. Konawaena: Basa 8-36, Libarios 7-135, Mariani-Louis 5-85, Cacal 5-77, Hunter Wehrsig 3-20, Herman Kihe 2-17.

Championship – Saturday, Nov. 18, 2017 – Aloha Stadium

#1 Lahainaluna 75, #2 Konawaena 69 (7OT)

	1	2	3	4	OT1	OT2	OT3	OT4	OT5	OT6	OT7	Total
Konawaena (9-3)	0	6	7	18	7	7	7	7	7	3	0	69
Lahainaluna (11-1)	7	14	7	3	7	7	7	7	7	3	6	75

1st 10:49 LAHAINA - William Bookland 66 pass from Nainoa Irish (Pablo Rico kick)
 2nd 11:18 LAHAINA - Bookland 31 pass from Irish (Rico kick)
 07:37 KONA - Austin Ewing 8 run (Harry Hill kick blockd)
 04:04 LAHAINA - Koa Evalu-Robinson 7 fumble recovery (Rico kick)
 3rd 08:20 KONA - Chancey Mariani-Louis 5 pass from Ewing (Hill kick)
 03:14 LAHAINA - Joshua Tihada 7 run (Rico kick)
 4th 10:46 KONA - Mariani-Louis 1 run (Hill kick)
 06:14 KONA - Hill 25 field goal
 03:34 LAHAINA - Rico 42 field goal
 00:45 KONA - Mariani-Louis 3 run (Hunter Wehrsig pass from Ewing)
 OT1 12:00 KONA - Wehrsig 12 pass from Ewing (Hill kick)
 OT1 12:00 LAHAINA - Tihada 1 run (Rico kick)
 OT2 12:00 LAHAINA - Tihada 1 run (Rico kick)
 OT2 12:00 KONA - Mariani-Louis 6 run (Hill kick)
 OT3 12:00 KONA - Tyler Libarios 10 pass from Ewing (Hill kick)
 OT3 12:00 LAHAINA - Tihada 7 run (Rico kick)
 OT4 12:00 LAHAINA - Elijah Ragudo 2 run (Rico kick)
 OT4 12:00 KONA - Ewing 7 run (Hill kick)
 OT5 12:00 KONA - Mariani-Louis 2 run (Hill kick)
 OT5 12:00 LAHAINA - Bookland 20 pass from Irish (Rico kick)
 OT6 12:00 LAHAINA - Rico 27 field goal
 OT6 12:00 KONA - Hill 32 field goal
 OT7 12:00 LAHAINA - Tihada 4 run

	KONA	LAHAINA
FIRST DOWNS	36	20
RUSHES-YARDS (NET)	68-258	72-209
PASSING YDS (NET)	266	231
Passes Att-Comp-Int.....	55-33-0	11-8-0
TOTAL OFFENSE PLAYS-YARDS	123-524	83-440
Fumble Returns-Yards.....	0-0	2-19
Punt Returns-Yards.....	0-0	2-20
Kickoff Returns-Yards.....	0-0	1-25
Interception Returns-Yards....	0-0	0-0
Punts (Number-Avg).....	3-21.7	3-36.0
Fumbles-Lost.....	4-4	2-2
Penalties-Yards.....	14-90	13-111
Possession Time.....	20:51	27:09
Third-Down Conversions.....	8 of 22	7 of 17
Fourth-Down Conversions.....	4 of 6	1 of 2
Red-Zone Scores-Chances.....	11-12	9-10
Sacks By: Number-Yards.....	4-29	6-46

RUSHING: Konawaena- Chancey Mariani-Louis 42-191; Austin Ewing 25-68; TEAM 1-minus 1. Lahainaluna-Joshua Tihada 24-91; Elijah Ragudo 18-73; Nainoa Irish 13-25; Dean Miyamoto 2-13; Taai Galoia 6-10; Kahiau Yap 1-6; Laakea Shim 1-3; Diale Hafoka 1-3; Aliksa Pihda 4-0; Kamahao Acpal 1-minus 3; TEAM 1-minus 12.

PASSING: Konawaena- Austin Ewing 33-55-0-266. Lahainaluna- Nainoa Irish 6-7-0-188; Etuati Storer 0-1-0-0; Kamahao Acpal 0-1-0-0; Taai Galoia 1-1-0-28; Kaihulali Casco 1-1-0-15.

RECEIVING: Konawaena- Chancey Mariani-Louis 11-58; Tyler Libarios 9-94; Marc Basa 7-42; Jeriah Cacal 3-43; Hunter Wehrsig 2-25; Herman Kihe 1-4. Lahainaluna- William Bookland 3-117; Joshua Tihada 3-75; Elijah Ragudo 2-39.

INTERCEPTIONS: Konawaena-None. Lahainaluna-None.

FUMBLES: Konawaena- Austin Ewing 4-4. Lahainaluna- 8 Honda 1-1; TEAM 1-1.

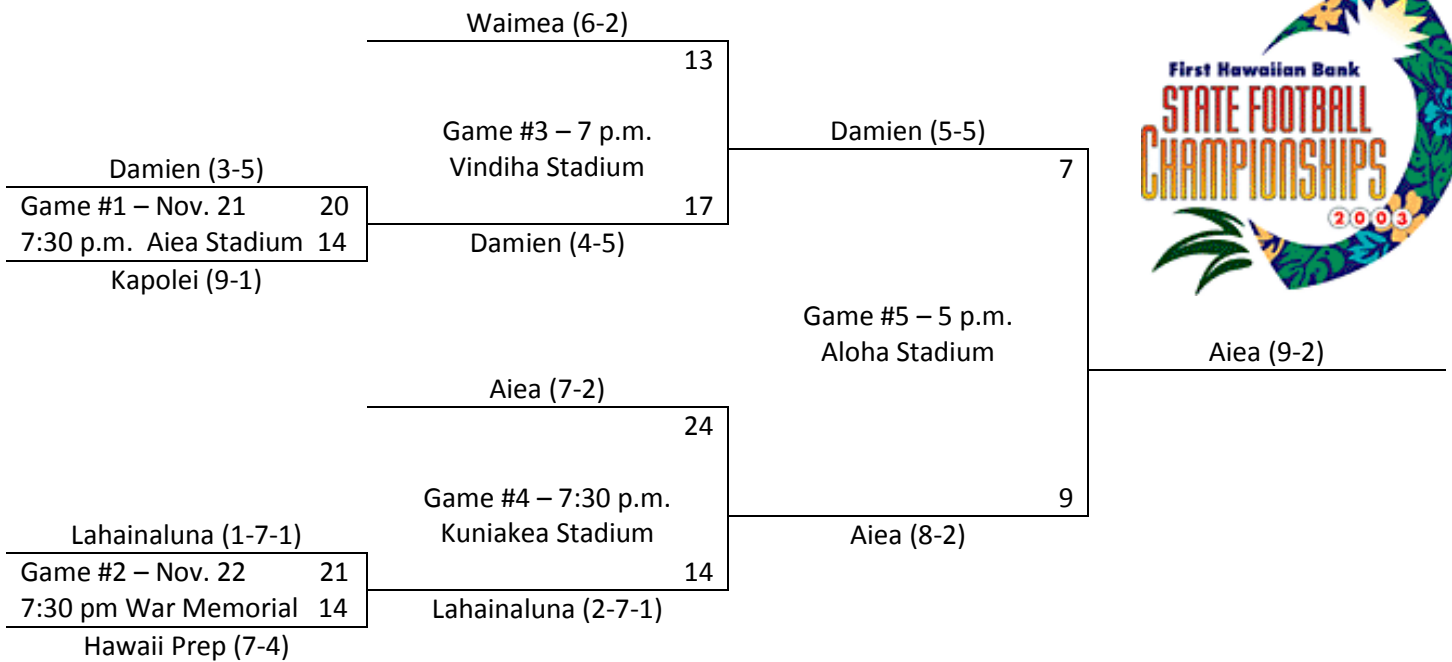
Kickoff time: 2:07 pm End of Game: 6:17 pm Total elapsed time: 4:10
 Officials: Referee: Brandis Mirafuentes; Umpire: Bryan Hoernig; Linesman: Dan Bayne; Line judge: Marshall Harvest; Back judge: Robert Victor; Field judge: Steve Piercy; Side judge: Pete Arceo;
 Temperature: 80 deg. Wind: South 8 mph Weather: Cloudy; Humidity 56%

2003 – Division II (6 teams)

Friday-Saturday, Nov. 21-22

Friday, Nov. 28


Friday, Dec. 5



Participating teams, head coaches:

OIA (2 teams)	ILH (1 team)	MIL (1 team)	BIIF (1 team)	KIF (1 team)
Aiea (7-2) Wendell Say	Damien (3-5) Dean Nakagawa	Lahainaluna (1-7-1) Robert Watson	Hawaii Prep (7-4) Tom Goodspeed	Waimea (6-2) Liko Pereira
Kapolei (9-1) Darren Hernandez				

'Aiea stops Damien for first state title



Defense keys Division II win for Nā 'Ali'i, 9-7

By Stacy Kaneshiro
ADVERTISER STAFF WRITER

'Aiea made big plays on defense, including an interception by C.J. Tausaga that set up the go-ahead score, in rallying past Damien, 9-7, last night to win the inaugural Division II state football championship at Aloha Stadium.

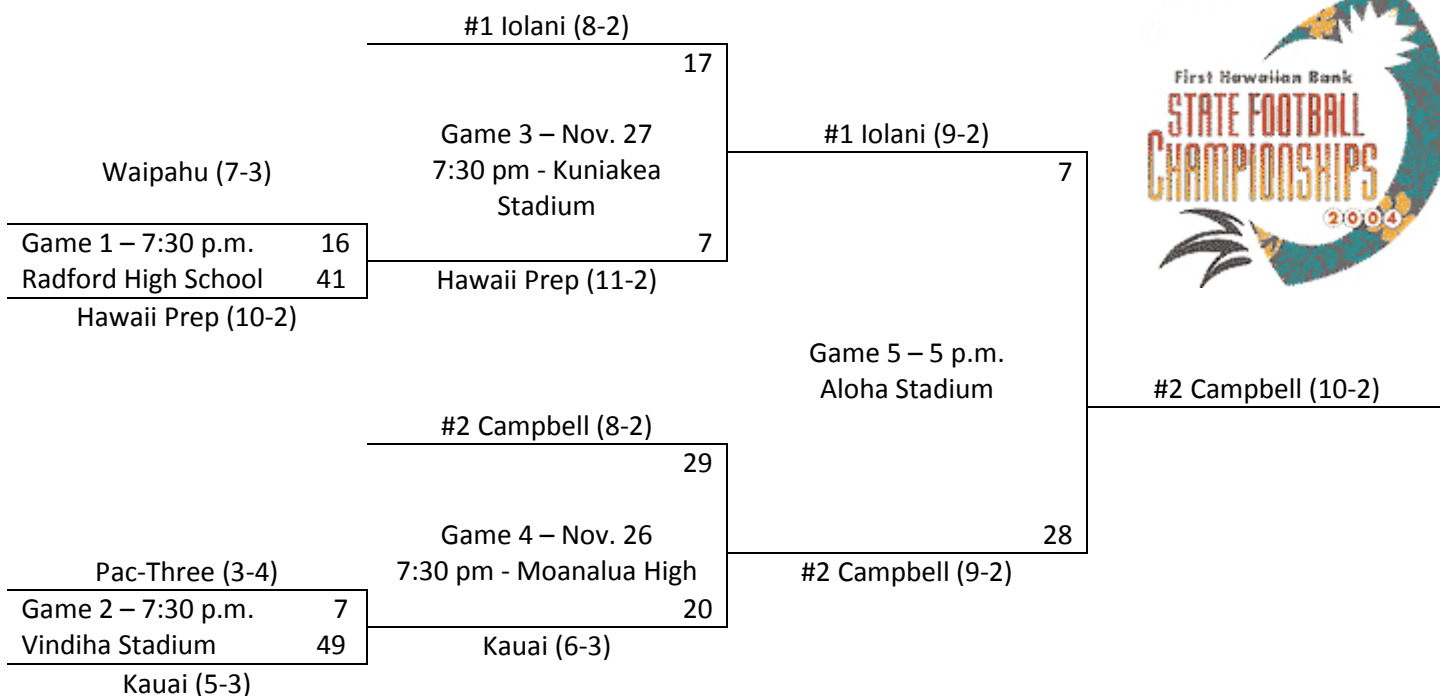
Nā 'Ali'i (10-2) matched their winningest season of

2004 – Division II (6 teams)

Friday, Nov. 19

Fri.-Sat., Nov. 26-27

Friday, Dec. 3



Participating teams, head coaches:

OIA (2 teams)	ILH (1 team)	MIL (1 team)	BIIF (1 team)	KIF (1 team)
Campbell (8-2) Tumoana Kenessey	Iolani (8-2) Wendell Look	Pac-Three (3-4) Jim Klaczak	Hawaii Prep (10-2) Tom Goodspeed	Kauai (5-3) Keli'i Morgado
Waipahu (7-3) Sean Saturnio				

Campbell captures Division II crown

Sabers beat Iolani for first major football title, 28-7

BY WES NAKAMA
Advertiser Staff Writer

With its head coach watching proudly from the stands, the Campbell High School football team executed almost to perfection last night in rolling past

Iolani, 28-7, for the Division II state championship at Aloha Stadium.

The Sabers, ranked No. 8 in The Advertiser's statewide Top 10 poll of coaches and media, finished their season at 10-2 and brought home the school's first major football title. Iolani, ranked No. 5, ended up 9-3.

"Earlier this week, we had a group meeting and said, 'Let's execute, let's do it for Coach

(Tumoana Kenessey).'" said Campbell senior slotback/linebacker Kaniela Stanton, who rushed for 113 yards on 10 carries and made four tackles. "This was for him, and for everybody on our team, and for our fans."

Kenessey, in his fifth year as head coach, was ineligible for the game due to an ejection from last week's semifinal victory over Kauai after two unsportsmanlike conduct penalties. But

his team put on an awesome display of running and defense last night anyway, especially in the first half.

Operating out of the unique "Delaware Winged-T" offense led by tackles Sterling Valentine, Matthew Masifilo and Kyle Akana, guards Liulotu Gau'i and Dustin Salvador, tight ends Kepa Basham and James Bannister and

SEE CAMPBELL, D4

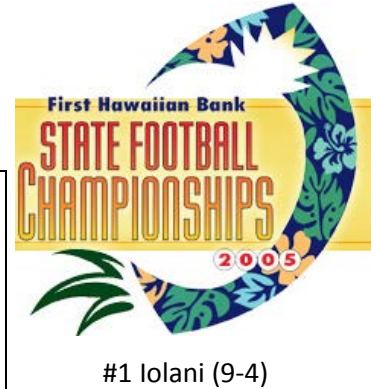
2005 – Division II (6 teams)

Friday, Nov. 18

Saturday, Nov. 26

Friday, Dec. 2

		#1 Iolani (7-4)			
		48			
		Game 3 – 2 p.m.		#1 Iolani (8-4)	
		Iolani School		34	
		20			
#4 KS Hawaii (10-2)		Moanalua (9-2)		Game 5 – 5 p.m.	
Game 1 - 7:30 p.m.	20			Aloha Stadium	
Moanalua High School	34				
Moanalua (8-2)					
		#2 Radford (8-2)			
		37			
		Game 4 – 7:30 p.m.		#2 Radford (9-2)	
		Radford Stadium		20	
		27			
#3 Kauai (6-1-1)		KS Maui (6-6)			
Game 2 – 7:30 p.m.	7				
Hanapepe Stadium	14				
KS Maui (5-6)					



Participating teams, head coaches:

OIA (2 teams)	ILH (1 team)	MIL (1 team)	BIIF (1 team)	KIF (1 team)
Radford (8-2)	Iolani (7-4)	KS Maui (5-6)	KS Hawaii (10-2)	Kauai (6-1-1)
Fred Salanoa	Wendell Look	Leo Delatori	Ulima Afoa	Keli'i Morgado
Moanalua (8-2)				
Arnold Martinez				

Iolani reaches the top with a victory over Radford

Iolani's Jon Takamura held up the trophy as he celebrated with teammates after the Raiders defeated Radford for the Division II title.



GEORGE F. LEE / GLEE@STARBUCKET.COM

The Raiders make up for a loss in last year's title game with a 34-20 win over the Rams

By Jason Kaneshiro
jkaneshiro@starbulletin.com

Refusing to watch another team hoist the championship trophy for a second straight year, the Iolani Raiders rallied past Radford to capture the Division II state title with a 34-20 victory last night at Aloha Stadium.

Iolani came back from an early deficit only to lose the lead in the third quarter against the Rams. But the Raiders

scored the game's final 17 points to earn the school's first state football crown.

"They left some unfinished business here last year," Iolani coach Wendell Look said, referencing the Raiders' loss to Campbell in the 2004 Division II final.

"That was our theme this year, finish the deal. They set out to do that, and they developed that toughness and character that they didn't want to lose."

Iolani running back Mike Hirokawa powered the Raiders by slicing through the Rams' defense for 217 yards on 23 carries and two touchdowns as the Raiders became the first Interscholastic League of Honolulu team to win the D-II championship.

"I have to give props to my O-line; I'd be nothing without them," Hirokawa said. "I wouldn't want to play with any other five linemen."

Quarterback Kiran Kepo'o completed 13 of 19 throws for 187 yards and two touchdowns.

Please see Division II, B5

2006 – Division II (6 teams)

Fri.-Sat., Nov. 17-18

Friday, Nov. 24

Friday, Dec. 1

		#1 Kauai (8-0)	17		
		Game 3 – 7:30 p.m.		#1 Kauai (9-0)	20
		Vindiha Stadium	6		
#4 KS Hawaii (8-2)		Waipahu (8-2-2)			
Game 1 – Nov. 17	12				
7:30 pm – KS Hawaii	27				
		#2 King Kekaulike (6-3-1)	38		
		Game 4 – 7:30 p.m.		#2 King Kekaulike (7-3-1)	33
		War Memorial Stadium	37		
#3 Iolani (5-5-1)		#3 Iolani (6-5-1)			
Game 2 – Nov. 18	41				
2:30 p.m. – Iolani	40				
		Kaimuki (6-4-1)			



Participating teams, head coaches:

OIA (2 teams)	ILH (1 team)	MIL (1 team)	BIIF (1 team)	KIF (1 team)
Waipahu (7-2-2)	Iolani (5-5-1)	King Kekaulike (6-3-1)	KS Hawaii (8-2)	Kauai (8-0)
Sean Saturnio	Wendell Look	J.W. Kenton	Ulina Afoa	Keli'i Morgado
Kaimuki (6-4-1)				
Daniel Mafua				

FIRST HAWAIIAN BANK STATE FOOTBALL CHAMPIONSHIPS

King Kekaulike tops Kaua'i

Maui team first from Neighbor Islands to win state football title

BY WES NAKAMA
Advertiser Staff Writer

King Kekaulike captured Maui's first football state championship last night, thanks in large part to a kid from Molo-kai.

Nā Ali'i forced six Kaua'i turnovers — including two that Randen Abafo returned for touchdowns — and held off Kaua'i, 33-20, for the First Hawaiian Bank Division II title at Aloha Stadium.

King Kekaulike, a public school located on the slopes of Haleakalā, is the first Neighbor Island team to win a state crown in football.

"Once we get back home, Maui going be rockin'," said senior Kyle Duarte, who scored on a fumble recovery in the end zone and on a 6-yard touchdown reception. "This was not luck; we played our hearts out."

Nā Ali'i (8-3-1) had advanced to



REBECCA BREYER | The Honolulu Advertiser

King Kekaulike players celebrate after beating Kaua'i for the Division II state football championship.



Division I			
Year	Result	Winning coach	Att.
1999	Saint Louis 19, Kahuku 0	Cal Lee	10,864
2000	Kahuku 26, Saint Louis 20	Siuaki Livi	14,267
2001	Kahuku 21, Saint Louis 14	Siuaki Livi	24,841
2002	Saint Louis 34, Castle 15	Delbert Tengan	10,935
2003	Kahuku 27, Saint Louis 26	Siuaki Livi	15,061
2004	Kamehameha 28, Leilehua 7	Kanani Souza	17,757
2005	Kahuku 28, Punahou 21	Siuaki Livi	24,667
2006	Kahuku 7, St. Louis 6	Reggie Torres	18,870

Division II			
Year	Result	Winning coach	
2003	'Aiea 9, Damien 7	Wendell Say	
2004	Campbell 28, 'Iolani 7	Tumoana Kenessey	
2005	'Iolani 34, Radford 20	Wendell Look	
2006	King Kekaulike 33, Kaua'i 20	J.W. Kenton	

KAHUKU 7, SAINT LOUIS 6

KAHUKU (11-2) 0 0 0 7-7
SAINT LOUIS (11-1) 0 0 0 6-6

SL – Keoni Nishigaya 8 run (kick failed)
Kah – Jordan Kapu 14 pass from Richard Torres (Kaika Sasaoka kick)

KING KEKAULIKE 33, KAUA'I 20

KING KEKAULIKE 20 6 7 0-33
KAUA'I 7 8 0 7-20

KK – Randen Abafo 22 interception return (Shannon Kamakaakalani kick)
KK – Kyle Duarte fumble recovery in end zone (Kamakaakalani kick)
Kau – Pono Matthews 22 pass from Andrew Renaud (Kaika Lemke kick)

TEAM

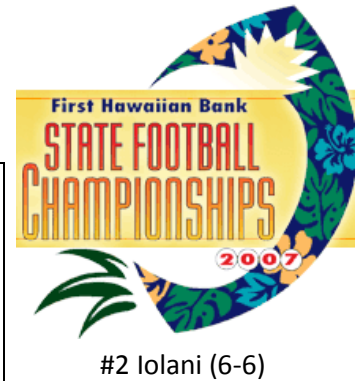
2007 – Division II (6 teams)

Saturday, Nov. 17

Saturday, Nov. 24

Friday, Nov. 30

		#1 Lahainaluna (8-1)			
		52			
		Game 3 – 7 p.m.		#1 Lahainaluna (9-1)	
		War Memorial Stadium		21	
#4 Kaimuki (10-1)					
Game 1 – 7 p.m.	22				
Kaiser High School	0	#4 Kaimuki (11-1)			
KS Hawaii (8-4)					
		#2 Iolani (4-6)			
		35			
		Game 4 – 2 p.m.		#2 Iolani (5-6)	
		Iolani School		28	
#3 Kauai (7-1)					
Game 2 – 7 p.m.	40				
Vindiha Stadium	9	#3 Kauai (8-1)			
Roosevelt (6-3-1)					



Participating teams, head coaches:

OIA (2 teams)	ILH (1 team)	MIL (1 team)	BIIF (1 team)	KIF (1 team)
Kaimuki (10-1) Darren Johnson	Iolani (4-6) Wendell Look	Lahainaluna (8-1) Robert Watson	KS Hawaii (8-4) Ulima Afoa	Kauai (7-1) Derek Borrero
Roosevelt (6-3-1) Lester Parrilla				

FIRST HAWAIIAN BANK/HHSAA STATE FOOTBALL CHAMPIONSHIPS 'Iolani rebounds from slow start to capture state crown




2008 – Division II (6 teams)

Friday, Nov. 21

Friday, Nov. 28

Friday, Dec. 5

		#1 Iolani (9-3)			
		24			
		Game 3 – 7:30 p.m. Roosevelt High School		#1 Iolani (10-3)	
		6		35	
#4 Campbell (10-1)		#4 Campbell (11-1)		Game 5 – 4:30 p.m. Aloha Stadium	
Game 1 – 7:30 p.m.	25			20	
Konawaena High School	15			Radford (10-3)	
Konawaena (10-2)					
		#2 Lahainaluna (7-2)			
		27			
		Game 4 – 7:30 p.m. War Memorial Stadium			
		33			
#3 Kauai (8-0)		#3 Kauai (8-0)			
Game 2 – 7:30 p.m.	7				
Vindiha Stadium	17	Radford (9-3)			
Radford (8-3)					



Participating teams, head coaches:

OIA (2 teams)	ILH (1 team)	MIL (1 team)	BIIF (1 team)	KIF (1 team)
Campbell (10-1) Amosa Amosa	Iolani (9-3) Wendell Look	Lahainaluna (7-2) Garret Tihada and Robert Watson	Konawaena (10-2) Aaron Nagata	Kauai (8-0) Derek Borrero
Radford (8-3) Fred Salanoa				

Top-seeded Raiders race past Rams for DII repeat



Almadova's 67-yard kickoff return for TD spurs second-half surge

BY WES NAKAMA
Advertiser Staff Writer

Breaking open a close game in the second half despite not running an offensive play in the third quarter, Iolani repeated as First Hawaiian Bank Division II Football State Champion last night with a 35-20 victory over Radford.

It was the third DII state title in four years for the Raiders, who finished the season at 11-3. "Our coaches did a hell of a job preparing us, getting us in shape," said Iolani junior defensive tackle Seal'i Epenesa, who finished with a game-high 10 tackles, including four for a loss. "I give them all the credit."

The Raiders defense needed to be in tip-top condition, con-

2009 – Division II (6 teams)

Friday, Nov. 20

Friday, Nov. 27

Friday, Dec. 4

		#1 Iolani (10-2)			
			21		
		Game 3 – 7 p.m. Radford High School			
			7		
#4 Lahainaluna (6-3)		Aiea (9-3)		#1 Iolani (11-2)	
Game 1 – 7 p.m.	12				24
Aiea High School	20			Game 5 – 4:30 p.m. Aloha Stadium	
Aiea (8-3)					
		#2 Kauai (9-0)			
			28		
		Game 4 – 8 p.m. Vindiha Stadium			
			14		
#3 Moanalua (10-1)		Hawaii Prep (11-0)		#2 Kauai (10-0)	
Game 2 – 7 p.m.	14				
Moanalua High School	17				
Hawaii Prep (10-0)					



Participating teams, head coaches:

OIA (2 teams)	ILH (1 team)	MIL (1 team)	BIIF (1 team)	KIF (1 team)
Moanalua (10-1) Arnold Martinez	Iolani (10-2) Wendell Look	Lahainaluna (6-3) Garret Tihada and Robert Watson	Hawaii Prep (10-0) Jordan Hayslip	Kauai (9-0) Derek Borrero
Aiea (8-3) Wendell Say				

KAMEHAMEHA 34, KAHUKU 21

'IOLANI 24, KAUA'I 17

Kamehameha, 'Iolani capture state titles

Warriors topple Kahuku, 34-21, for first title since 2004

BY STACY KANESHIRO
Advertiser Staff Writer

In a game billed for the defenses, No. 2 Kamehameha knocked off No. 1 Kahuku, 34-21, last night to capture the First Hawaiian Bank/Hawai'i High School Athletic Association Division I Football Championship.

An Aloha Stadium crowd of 21,661 saw the highest scoring title game, beating out Kahuku's 27-26 win against Saint Louis in 2003.

"Everybody knew it was going to be a defensive battle, but when (the media) says it, it becomes a battle like this," Kamehameha third-year coach David Stant said.

T.C. Campbell passed for 183 yards and three touch-

2010 – Division II (6 teams)

Friday-Saturday, Nov. 12-13

Friday-Saturday, Nov. 19-20

Friday, Nov. 26

		#1 Iolani (7-3)			
			14		
		Game 3 – 5 p.m. Nov. 20 – Iolani		#1 Iolani (8-3)	
			0	49	
#4 Kauai (7-1)		#4 Kauai (8-1)			
Game 1 – Nov. 13	17				
4:30 pm–Vindiha Stad.	13				
Kalaheo (6-4)					
		#2 Lahainaluna (7-1)			
			27		
			(OT)		
		Game 4 – 7 p.m. Nov. 19–War Memorial		#3 Kaimuki (12-1)	
			28	14	
#3 Kaimuki (10-1)		#3 Kaimuki (11-1)			
Game 2 – Nov. 12	14				
7 p.m. – KS Hawaii	9				
KS Hawaii (11-1)					



#1 Iolani (9-3)

Participating teams, head coaches:

OIA (2 teams)	ILH (1 team)	MIL (1 team)	BIIF (1 team)	KIF (1 team)
Kaimuki (10-1) Clint Onigama	Iolani (7-3) Wendell Look	Lahainaluna (7-1) Garret Tihada and Robert Watson	KS Hawaii (11-1) Dave Baldwin	Kauai (7-1) Derek Borrero
Kalaheo (6-4) Chris Mellor				

2010 DIVISION II STATE CHAMPIONSHIP

KAIMUKI (12-2)	0	0	14	0	14
IOLANI (9-3)	0	21	21	7	49

SCORING SUMMARY

Iolani—Armon Baldomero 1 run (Jordan Lee kick)
Iolani—Treyvin Tulonghari 34 pass from Reece Foy (Lee kick)
Iolani—Baldomero 22 pass from Foy (Lee kick)
Iolani—Dane Arakawa 20 pass from Foy (Lee kick)
Kaimuki—Kevin Tofiga 68 pass from Wasean Demei (Keoki Kaliahua kick)
Iolani—Lee 15 run (Lee kick)

INDIVIDUAL STATISTICS

RUSHING—Kaimuki: Chester Sua 16-77, Nahoa Spencer 6-16, Tre Paderesi 3-8, Dallas Reis 1-(8). **Iolani:** Baldomero 23-105, Lee 8-71, Sheldon Gallardo 4-23, Logan Watanabe 2-(2), Kody Mento 3-(6), Foy 6-(16).

PASSING—Kaimuki: Spencer 9-17-1-111, Reece 0-2-0-0, Demei 1-1-0-68. **Iolani:** Foy 20-24-1-297.

RECEIVING—Kaimuki: Kuali Moe 4-44, Tofiga 2-81, Motelang 2-47, Saosi Hala'apapa 1-6, Justice Sarcedo-Deloney 1-1. **Iolani:** Tulonghari 7-99, Sukumanan 5-64, Kasey Takahashi 3-69, Arakawa 3-38, Gallardo 2-5, Baldomero 0-22.

'Iolani still rules

BY JASON KANESHIRO
kaneshiroj@hawaiiianews.com

Early on, deception defined Iolani's defense of its Division II state championship. Once the Raiders had the lead, Reece Foy made sure the title stayed put yet another year. The Raiders sophomore quarterback's first two touchdown passes in last night's IHSAA Division II state final came on trick plays. His next three were the product of flawless ex-



Petro-Sakuma leads 'D'

Huddled among his teammates with their hands held high, Cody Petro-Sakuma was the one with the trophy in his hand. Iolani's three-year starter at line-backer ended his senior year the same way as his previous two, but admitted this state championship carries a much bigger meaning. "It's a totally different feeling," Petro-Sakuma said. "Last year and the year before felt great because I was young, but this one hits home and is really close to my heart." Petro-Sakuma, who finished with a game-high eight tackles, keyed an Iolani defense that held Kaimuki's star running back, Chester Sua, to 77 yards on 16 carries in a 49-14 victory. "(Delbert's) brought a kind of calmness to our defense," Petro-Sakuma said. "He's really helped us to succeed this


2011 – Division II (6 teams)

Saturday, Nov. 12

Friday-Saturday, Nov. 18-19

Friday, Nov. 25

		#1 Iolani (6-4)	17		
		Game 3 – Nov. 19 2 pm – Iolani	13	#1 Iolani (7-4)	34
#4 Kapaa (7-3)	Game 1 – 4:30 p.m.				
	Vindiha Stadium				
	Pearl City (9-2)	#4 Kapaa (8-3)			
		#2 Waipahu (7-3)	19		
		Game 4 – Nov. 18 7 pm–Waipahu High School	14	#2 Waipahu (8-3)	0
#3 Lahainaluna (6-4)	Game 2 – 7 p.m.				
	War Memorial Stadium				
	Konawaena (11-1)	#3 Lahainaluna (7-4)			



Participating teams, head coaches:

OIA (2 teams)	ILH (1 team)	MIL (1 team)	BIIF (1 team)	KIF (1 team)
Waipahu (7-3) Eric Keola	Iolani (6-4) Wendell Look	Lahainaluna (6-4) Garret Tihada and Robert Watson	Konawaena (11-1) Cliff Walters	Kapaa (6-3) Kelii Morgado
Pearl City (9-2) Kai Kamaka				

RAIDER NATION

DIVISION I KAHUKU HANGS ON DIVISION II 'IOLANI ROLLS ON

Iolani wins its fifth straight state title behind Mento's three TDs

By Billy Hall
Staff Writer/Columnist



34
CLAY

0

WORTHY
BY: The
fact that
to 31
and the
strong
to fight
them.

It's becoming as traditional as eating turkey on Thanksgiving Day. Kody Mento rushed for three touchdowns as Iolani wrapped up its fifth consecutive state title with a 24-0 win over Waipahu on Friday night in the Division II finale of the First Hawaiian Bank/HISAA Football State Championships at Aloha Stadium.

The Raiders (8-4) have won six of the past seven Division II titles and 10 games in a row overall in the state tournament since a 28-0 loss to Kilauea in 2006.

"Every year we are faced with different challenges," said quarterback Rocco Foy who was 13-for-21 for 158 yards and a touchdown. "It took us a while to put it together.

Please see 'IOLANI, C7



Iolani's Kody Mento crossed the goal line for one of his three rushing touchdowns during Friday night's victory over Waipahu.

Kahuku rushes to a 24-0 lead, then holds off Panohou's rally

By Paul Steede
Staff Writer/Columnist



30
KAPALI

24

WORTHY
BY: Aloha
Stadium
for teams,
including the
attendance.

An instant classic win for a classic championship team.

Just as Waipahu led by 181 yards as Kahuku's comeback game did just enough to get past Panohou 30-24 in the final of the First Hawaiian Bank/HISAA Division II State Football Championships on Friday night at Aloha Stadium.

Kahuku finished 23-1.

With a 6-foot-1, 235-pound junior, finished with 180 yards on 27 carries, while backup Marlon Fakas provided an insurance touchdown in the final minutes. Fakas also caught a play-action pass for a touchdown on a play the Red Raiders had saved all season long.

"What we went through, all the things that happened, nothing's a done deal. These boys are deserving of this. Panohou did a great job. Coach Kala Coo has a great program," Kahuku coach Reggie Torres said. "I'm proud of them." Defensive tackle Mark Savaio remembered.

Please see KAHUKU, C7

2012 – Division II (6 teams)

Saturday, Nov. 10

Saturday, Nov. 17

Friday, Nov. 23

		#1 Iolani (7-3)			
		43			
		Game 3 – 7 p.m.		#1 Iolani (8-3)	
		Aloha Stadium		36	
#4 Kauai (8-1)		0			
Game 1 – 2:45 p.m.	21				
Vindiha Stadium	22				
Radford (10-1)		#2 Lahainaluna (8-1)			
		28			
		Game 4 – 4 p.m.		#2 Lahainaluna (9-1)	
		Aloha Stadium		33	
#3 Konawaena (9-4)		0			
Game 2 – 7 p.m.	23				
Konawaena High School	25				
Nanakuli (6-4)					



Participating teams, head coaches:

OIA (2 teams)	ILH (1 team)	MIL (1 team)	BIIF (1 team)	KIF (1 team)
Radford Rams (10-1) Fred Salanoa	Iolani (7-3) Wendell Look	Lahainaluna (8-1) Garret Tihada and Robert Watson	Konawaena (9-4) Cliff Walters	Kauai (8-1) Derek Borrero

Nanakuli (6-4) Skip Lopes

'IOLANI TAKES D-II TITLE

By Jason Kateshino
jason.kateshino@hawaiiianews.com

With Iolani's Division II reign in jeopardy, Tanner Nishiki went high to snag the horse, turned upfield and saw open field to the end zone.

And the feeling of scoring a go-ahead touchdown late in a state championship game?

"It was like no other," the Iolani receiver said.

The same sentiment applies to the Raiders' seventh Division II state football championship and sixth in a row.

After winning the past two state finals by wide margins, Iolani (8-3) avoided a late-fourth quarter drive and an interception by JUC Los Bains — his third of the game — in the final minute to secure a 36-33 win over Lahainaluna in the First Hawaiian Bank/FHSAA Division II State Football Championship game Friday at Aloha Stadium.

Iolani quarterback Reece Fox passed for 289 yards and five touchdowns, the last score going to Nishiki with 1:53 left in the game.

After surviving the closest finish in the Raiders' eight state final appearances, Iolani head coach Wendell



Iolani receiver Chad Hanaka hauled in a touchdown pass from Reece Fox, 3, in the first quarter Friday against Lahainaluna.

2013 – Division II (6 teams)

Saturday, Nov. 9

Saturday, Nov. 16

Saturday, Nov. 23

		#1 Lahainaluna (10-0)	9		
		Game 3 – 6 p.m.		#4 Kaiser (12-1)	17
		War Memorial Stadium			
#4 Kaiser (10-1)			20		
Game 1 – 7 p.m.	59				
Kaiser High School	6	#4 Kaiser (11-1)			
Konawaena (10-2)					
		#2 Iolani (7-4)	7		
		Game 4 – 2 p.m.			
		Iolani School			
#3 Kauai (8-0)			28		
Game 2 – 2 p.m.	13			#3 Kauai (10-0)	7
Vindiha Stadium	7	#3 Kauai (9-0)			
Pearl City (7-4)					



Participating teams, head coaches:

OIA (2 teams)	ILH (1 team)	MIL (1 team)	BIIF (1 team)	KIF (1 team)
Kaiser (10-1) Rich Miano	Iolani (7-4) Wendell Look	Lahainaluna (10-0) Garret Tihada and Robert Watson	Konawaena (10-2) Cliff Walters	Kauai (8-0) Tommy John Cox
Pearl City (7-4) Robin Kami				

HHSAA DIVISION II STATE FOOTBALL CHAMPIONSHIPS KAISER COMES UP BIG



Kaiser players celebrated after defeating Kauai 17-7 in the Division II football championship game on Saturday night at Aloha Stadium.

The Cougars clamp down on defense in the second half to take the title

By Jerry Caspary
jcaspa@hawaii.com

Kaiser's season-long pursuit of perfection came in handy on

half, thanks to a time-eating drive by the Red Raiders in the second quarter. Kaiser got the ball two plays into the period and went on an 11-play, 65-yard drive



yards out on the field and goal. Most of the night's action was in the second half.

Casper said he followed the score with a live feed that Kaiser defensive tackle Costa said, "We fig-

we and Costa talked five, four of them for Kaiser.

"We knew after that long drive we still had a half tank of gas," Kaiser defensive tackle Costa said. "We fig-

2014 – Division II (6 teams)

Saturday, Nov. 8

Saturday, Nov. 15

Friday, Nov. 21

		#1 Lahainaluna (9-0)		
		52		
		Game 3 – 6 p.m.	#1 Lahainaluna (10-0)	
		War Memorial Stadium	14	
#4 KS Hawaii (7-2)				
Game 1 – 3 p.m.	42			
KS Hawaii	20	#4 KS Hawaii (8-2)		
Nanakuli (10-0)				
		#2 Iolani (6-3)		
		29		
		Game 4 – 2:30 p.m.	#2 Iolani (7-3)	
		Iolani School	31	
#3 Kapaa (6-0)				
Game 2 – 3 p.m.	30			
Vindiha Stadium	22	#3 Kapaa (7-0)		
Pearl City (8-2)				



Participating teams, head coaches:

OIA (2 teams)	ILH (1 team)	MIL (1 team)	BIIF (1 team)	KIF (1 team)
Nanakuli (10-0) Keala Watson	Iolani (6-3) Wendell Look	Lahainaluna (9-0) Garret Tihada and Robert Watson	KS Hawaii (7-2) Dan Lyons	Kapaa (6-0) Philip Rapozo
Pearl City (8-2) Robin Kami				



Iolani players celebrated after the Raiders defeated Lahainaluna for the Division II state title, the school's eighth.

'Iolani claims another

The Raiders dominate the Lunas to capture their eighth D-II State title

By Nick Alexander

Iolani is known for its punks, and with enough skill the Raiders look upset. Lahainaluna 31-14 for the First Hawaiian Bank State Title.



win it for two years, this year's and last year's. "We were unable to get it done last year and they (last year's seniors) were giving me advice on how to win it and I'm so glad we were able to bring the championship home to Iolani for them," he said. "I can't wait for next year, I'm hungry for the title." "There was just a last year, it was this group. The winning and the title. So it was a

2015 – Division II (6 teams)

Saturday, Nov. 7

Saturday, Nov. 14

Friday, Nov. 20

		#1 Kapaa (8-0)	24
		Game 3 – 3 p.m.	
		Vindiha Stadium	
#4 Lahainaluna (6-5)	7	#1 Kapaa (9-0)	16
Game 1 – 7 p.m.			
Lahainaluna High School	0		
Kaimuki (7-4)		Game 5 – 4:30 p.m.	
		Aloha Stadium	
		#2 Radford (11-0)	48
		Game 4 – 5 p.m.	
		Roosevelt High School	
#3 Konawaena (10-1)	42	#2 Radford (12-0)	30
Game 2 – 7 p.m.			
Konawaena High School	33		
Damien (6-1)			



Participating teams, head coaches:

OIA (2 teams)	ILH (1 team)	MIL (1 team)	BIIF (1 team)	KIF (1 team)
Radford (11-0) Fred Salanoa	Damien (6-1) Eddie Klaneski	Lahainaluna (6-5) Garret Tihada and Robert Watson	Konawaena (10-1) Brad Uemoto	Kapaa (8-0) Philip Rapozo
Kaimuki (7-4) David Tautofi				

STATE FOOTBALL DIVISION II FINAL

RADFORD 30 EXCLUSIVE HIGH SCHOOL CONTENT AT HAWAIIPREPWorld.COM KAPAA 16

Radford brings home hardware


By Paul Honda
phonda@staradvertiser.com

Dillon Sunday returned a fumble for a touchdown to help second-seeded Radford pull away for a 30-16 victory over top-seeded Kapaa on Friday night in the Division II final of the First Hawaiian Bank/HSAA State Football Championships at Aloha Stadium.

Sunday recovered the loose ball after teammate Jordan Walker sacked Kapaa punter Kurt Napoleon, who also played quarterback until that play. The Rams led 23-16 after the extra-point kick was partially blocked with 9:21 remaining.

"Jordan made a heck of a play on the ball and I just capitalized on it," said Sunday, who normally would fall on a fumble. "But it's the state championship game. I wasn't going to hold back. I feel great right now. We worked so hard in the off-season. It's paying off now."

The next play from scrimmage was trouble for Kapaa. Backup QB Teili Fonua, a sophomore, was picked off on a deep pass by safety Jonah Sosaiki. On the next play, Ace Faumui ran right, cut back against the odds to the



PHOTOS BY JAMM AQUINO | JAQUINO@STARADVERTISER.COM

RADFORD 30, KAPAA 16

Radford (12-0) 0 14 3 13 - 30
Kapaa (9-1) 7 9 0 0 - 16

First Quarter
Kap-Kickoff Kalaupine-Cocoi 1 run (Clifton Oliver kick) 1:00

Second Quarter
Kap-TG Oliver 45, 11, 64

Rad-Thomson Run 46 78 pass from Quairin Ivata (Eliason Greenen kick) 11:12

Kap-Arnestian Elyasu 8 fumble return kick blocked, 8:58

Rad-Joe Faumui 8 pass from Ivata (Greenen kick) 8:01

Third Quarter
Rad-TG Greenen 80, 10, 14

Fourth Quarter
Rad-Dillon Sunday 26 fumble return kick blocked, 9:21

Rad-Faumui 42 run (Greenen kick) 8:49

Final Stats

Total Yards 251 338

Rushes-Yards 39-518 30-479

Passing 193 105

Punt Returns 0-0 1-8

Kickoff Returns 1-0 0-50

Interceptions Ret. 1-3 1-4

Comp-Att-Int 12-21-1 8-21-1

Sacked-Whistle Lost 1-3 5-41

Punts 4-30 6-227

Fumbles-Lost 0-3 0-2

Penalties-Yards 11-27 5-38

Time of Possession 20:22 24:42

RUSHING-Radford, Faumui 20W-30, Keel Onyiah-Mathias 8-11, Shanon Marshall 5-21, Ivata 5-13, Ison 1-0, Kapaa

Justin DeFoege 9-21, Kalaupine-Cocoi 11-12, Layton Moring 5-7, Kalaupine-Hooder 1-1, Toon 2-22, Teili Fonua 9-58, Matt Napozo 6-58

PASSING-Radford, Ivata 12-21-1 105, Kapaa, Faumui 7-17-10, Napozo 1-0-0

RECEIVING-Radford, Marshall 4-32, Keel 2-10, Faumui 2-28, Shanon Long 2-33, Kapaa, DeFoege 4-62, Moring 1-13, Clifton Keaton 1-10, Leslee Aki 1-4, Hester 1-0

DEFENSIVE LEADERS-Radford, Depshon Shabo 7-20, TLL Yon David Faleolu 6, 3-0-17, Jordan Walker 6, 2-0-6, 2 sacks, Kapaa, Tetta Afilalo 17, 3-0-0, TLL Yon, Marshall, Teili E. 1-0-0, Jonathan Elyasu 0, 1-0-0, 2 fumble recoveries, 1 interception.

2016 – Division II (6 teams)

Friday, Nov. 4

Saturday, Nov. 12

Friday, Nov. 18

		#1 Kapaa (7-1)			
		21			
		Game 3 – 2:30 p.m.		#1 Kapaa (8-1)	
		Vindiha Stadium		14	
#4 Damien (6-2)					
Game 1 – 4:30 p.m.	40				
Campbell High School	0				
Waialua (7-2)		#4 Damien (7-2)			
		#2 Konawaena (8-1)			
		14			
		Game 4 – 7 p.m.		#3 Lahainaluna (8-4)	
		Konawaena High School		21	
#3 Lahainaluna (6-4)					
Game 2 – 3:30 p.m.	52				
War Memorial Stadium	14				
Waipahu (8-2)		#3 Lahainaluna (7-4)			



Participating teams, head coaches:

OIA (2 teams)	ILH (1 team)	MIL (1 team)	BIIF (1 team)	KIF (1 team)
Waialua (7-2) Lincoln Barit	Damien (6-2) Eddie Klaneski	Lahainaluna (6-4) Garret Tihada and Robert Watson	Konawaena (8-1) Brad Uemoto	Kapaa (7-1) Philip Rapozo
Waipahu (8-2) Bryson Carvalho	Lahainaluna brings home D-II trophy			




2017 – Division II (4 teams)

Friday, Nov. 3

Saturday, Nov. 18

#1 Lahainaluna (9-1)	35
Game 1 – 6:00 p.m. War Memorial Stadium	27
Iolani (4-5)	
#2 Konawaena (8-2)	53
Game 2 – 7:00 p.m. Konawaena High School	50
Waipahu (10-0)	

#1 Lahainaluna (10-1)	75 (7OT)
Game 3 – 2:00 p.m. Aloha Stadium	
#2 Konawaena (9-2)	69



#1 Lahainaluna (11-1)

Participating teams, head coaches:

<u>OIA (1 team)</u> Waipahu (10-0) Bryson Carvalho
<u>ILH (1 team)</u> Iolani (4-5) Wendell Say
<u>MIL (1 team)</u> Lahainaluna (9-1) Garret Tihada and Robert Watson
<u>BIIF (1 team)</u> Konawaena (8-2) Brad Uemoto



With Lunas teammates signaling the result, **Garret Tihada** got up after diving in for the winning touchdown in the seventh overtime.

Lunas prevail in 7 OTs

In a battle of wills, Lahainaluna edges Konawaena in an epic battle for the state D-II title 75-69.

By Nick Adams
Hawaii Reporter

Ravenous and unyielding physical and mental will kept Lahainaluna and Konawaena inside the combat zone for four quarters and seven over-



At Aloha Stadium
LAHAINALUNA 75
KONAWAENA 69

Final Score:
Lahainaluna 75, Konawaena 69
Time of game: 1:59:00
Attendance: 1,000

Game Notes:
Lahainaluna's Garret Tihada scored the winning touchdown in the seventh overtime.

Konawaena didn't fold. Ewing, who finished with 200 yards passing and three TDs through the air to go along with two TDs via the ground, skillfully led the team's drive. With only 45 seconds showing on the clock, Mariami made a second pass 2 yards out, and then Ewing completed the 3-point pass to Hunter Witting to send the game to overtime and into the record books. They were incident to night." "Lunans coach Brad Uemoto said ahead his boys

2018 – Division II (6 teams)

Saturday, Nov. 10

Saturday, Nov. 17

Saturday, Nov. 24



Participating teams, head coaches:

OIA (2 teams)	ILH (1 team)	MIL (1 team)	BIIF (1 team)	KIF (1 team)
Roosevelt (10-2)	Pac-Five (3-5)	Lahainaluna (9-0) Garret Tihada and Robert Watson	KS-Hawaii (6-2)	Kapaa (6-2)
Kaimuki (8-3)				

DIVISION II TEAMS	League	App.	Games	Won	Loss	Pct.	1st	2nd	SF	Tournament Appearances (Year) (*Asterisk denotes champion)
Aiea	OIA	2	4	3	1	0.750	1	0	1	*2003-09
Campbell	OIA	2	4	3	1	0.750	1	0	1	*2004-08
Damien	ILH	3	6	3	3	0.500	0	1	1	2003-15-16
Hawaii Prep	BIIF	3	5	2	3	0.400	0	0	2	2003-04-09
Iolani	ILH	12	22	18	4	0.818	8	1	3	2004-*05-06-*07-*08-*09-*10-*11-*12-13-*14-17
Kaimuki	OIA	4	7	3	4	0.429	0	1	1	2006-07-10-15
Kaiser	OIA	1	3	3	0	1.000	1	0	0	*2013
Kalaheo	OIA	1	1	0	1	0.000	0	0	0	2010
KS Hawaii	BIIF	5	6	1	5	0.167	0	0	1	2005-06-07-10-14
KS Maui	MIL	1	2	1	1	0.500	0	0	1	2005
Kapaa	KIF	4	8	4	4	0.500	0	2	2	2011-14-15-16
Kapolei	OIA	1	1	0	1	0.000	0	0	0	2003
Kauai	KIF	9	16	7	9	0.438	0	3	3	2004-05-06-07-08-09-10-12-13
King Kekaulike	MIL	1	2	2	0	1.000	1	0	0	*2006
Konawaena	BIIF	7	9	2	7	0.222	0	1	2	2008-11-12-13-15-16-17
Lahainaluna	MIL	12	21	11	10	0.524	2	3	6	2003-07-08-09-10-11-12-13-14-15-*16-*17
Moanalua	OIA	2	3	1	2	0.333	0	0	1	2005-09
Nanakuli	OIA	2	3	1	2	0.333	0	0	1	2012-14
Pac-Three	MIL	1	1	0	1	0.000	0	0	0	2004
Pearl City	OIA	3	3	0	3	0.000	0	0	0	2011-13-14
Radford	OIA	4	9	6	3	0.667	1	2	1	2005-08-12-15
Roosevelt	OIA	1	1	0	1	0.000	0	0	0	2007
Waimea	KIF	1	1	0	1	0.000	0	0	1	2003
Waialua	OIA	1	1	0	1	0.000	0	0	0	2016
Waipahu	OIA	5	7	2	5	0.286	0	1	2	2004-06-11-16-17

DIVISION II TEAMS	App.																		App. Tournament Appearances (Year)	
		2003	2004	2005	2006	2007	2008	2009	2010	2011	2012	2013	2014	2015	2016	2017	2018			
Aiea	2	1					1											2	*2003-09	
Campbell	2		1				1											2	*2004-08	
Damien	3	1											1	1				3	2003-15-16	
Hawaii Prep	3	1	1					1										3	2003-04-09	
Iolani	12		1	1	1	1	1	1	1	1	1	1			1			12	2004-*05-06-*07-*08-*09-*10-*11-*12-13-*14-17	
Kaimuki	4				1	1			1				1					4	2006-07-10-15	
Kaiser	1										1							1	*2013	
Kalaheo	1								1									1	2010	
KS Hawaii	5			1	1	1			1			1						5	2005-06-07-10-14	
KS Maui	1		1															1	2005	
Kapaa	4									1		1	1	1				4	2011-14-15-16	
Kapolei	1	1																1	2003	
Kauai	9		1	1	1	1	1	1	1		1	1						9	2004-05-06-07-08-09-10-12-13	
King Kekaulike	1				1													1	*2006	
Konawaena	7						1			1	1	1		1	1	1		7	2008-11-12-13-15-16-17	
Lahainaluna	12	1				1	1	1	1	1	1	1	1	1	1	1		12	2003-07-08-09-10-11-12-13-14-15-*16-*17	
Moanalua	2		1					1										2	2005-09	
Nanakuli	2										1		1					2	2012-14	
Pac-Three	1		1															1	2004	
Pearl City	3									1		1	1					3	2011-13-14	
Radford	4			1			1				1			1				4	2005-08-12-15	
Roosevelt	1					1												1	2007	
Waimea	1	1																1	2003	
Waialua	1														1			1	2016	
Waipahu	5		1		1					1					1	1		5	2004-06-11-16-17	

Aiea

App	Game	Date	Seed	Round	W	L	Opponent	PF	PA	Pt Diff	OT	Finish	Qtrs		Semi		Final		Home		Away		Neutral		Aloha Stad.				
													W	L	W	L	W	L	W	L	W	L	W	L	W	L			
1	1	11/28/2003	*	semi	1		Lahainaluna	24	14	10																			
	2	12/5/2003		final	1		Damien	9	7	2		1																	
2	3	11/20/2009		qtr	1		Lahainaluna (4)	20	12	8			1																
	4	11/27/2009		semi		1	Iolani (1)	7	21	-14		x			1														
										0																			
										0																			
										0																			
										0																			
										0																			
										0																			
										0																			
										0																			
										0																			
										0																			
										0																			
										0																			
										0																			
										0																			
										0																			
										0																			
										0																			
										0																			
										0																			
										0																			
										0																			
										0																			
										0																			
										0																			
										0																			
										0																			
										0																			
										0																			
										0																			
										0																			
										0																			
										0																			
										0																			
										0																			
										0																			
										0																			
										0																			
										0																			
										0																			
										0																			
										0																			
										0																			
										0																			
										0																			
										0																			
										0																			
										0																			
										0																			
										0																			
										0																			
										0																			
										0																			
										0																			
										0																			
										0																			
										0																			
										0																			
										0																			
										0																			
										0																			
										0																			
										0																			
										0																			
										0																			
										0																			
										0																			
										0																			
										0																			
										0																			
										0																			
										0																			
										0																			
										0																			
										0																			
										0																			
										0																			
										0																			
										0																			
										0																			
										0																			
										0																			
										0																			
										0																			
										0																			
										0																			
										0																			
										0																			
										0																			
										0																			
										0																			
										0																			
										0																			

Kaimuki

App	Game	Date	Seed	Round		Opponent	PF	PA	Pt Diff	OT	Finish	Qtrs		Semi		Final		Home		Away		Neutral		Aloha Stad.										
				W	L							W	L	W	L	W	L	W	L	W	L	W	L	W	L									
1	1	11/17/2006		qtr	1	Iolani (3)	40	41	-1		x	1																						
2	2	11/17/2007	4	qtr	1	KS Hawaii	22	0	22			1						1																
	3	11/24/2007		semi	1	Lahainaluna (1)	20	52	-32		x			1						1														
3	4	11/12/2010	3	qtr	1	KS Hawaii	14	9	5			1								1														
	5	11/19/2010		semi	1	Lahainaluna (2)	28	27	1					1						1														
	6	11/26/2010		final	1	Iolani (1)	14	49	-35		2											1		1										
4	7	11/7/2015		qtr	1	Lahainaluna (4)	0	7	-7		x	1								1														
									0																									
									0																									
									0																									
									0																									
									0																									
									0																									
									0																									
									0																									
									0																									
									0																									
									0																									
									0																									
									0																									
									0																									
									0																									
									0																									
									0																									
									0																									
									0																									
									0																									
									0																									
									0																									
TOTAL												3	4			138	185	-47			2	2	1	1	0	1	1	0	2	3	0	1	0	1

Kaiser

Kapaa

App	Game	Date	Seed	Round	W	L	Opponent	PF	PA	Pt Diff	OT	Finish	Qtrs		Semi		Final		Home		Away		Neutral		Aloha Stad.	
													W	L	W	L	W	L	W	L	W	L	W	L	W	L
1	1	11/12/2011	4	qtr	1		Pearl City	7	0	7			1						1							
	2	11/19/2011		semi		1	Iolani (1)	13	17	-4		x			1						1					
2	3	11/8/2014	3	qtr	1		Pearl City	30	22	8			1						1							
	4	11/15/2014		semi		1	Iolani (2)	24	29	-5		x			1						1					
3	5	11/14/2015	1	semi	1		Lahainaluna (4)	24	0	24					1				1					1	1	
	6	11/20/2015		final		1	Radford (2)	16	30	-14		2											1		1	
4	7	11/12/2016	1	semi	1		Damien (4)	21	14	7					1				1							
	8	11/19/2016		final		1	Lahainaluna (3)	14	21	-7		2											1		1	
										0																
										0																
										0																
										0																
										0																
										0																
										0																
										0																
										0																
										0																
										0																
										0																
										0																
										0																
										0																
										0																
										0																
										0																
										0																
										0																
										0																
										0																
										0																
										0																
										0																
										0																
										0																
										0																
										0																
										0																
										0																
										0																
										0																
										0																
										0																
										0																
										0																
										0																
										0																
										0																
										0																
										0																
										0																
										0																
										0																
										0																
										0																
										0																
										0																
										0																
										0																
										0																
										0																
										0																
										0																
										0																
										0																
										0																
										0																
										0																
										0																
										0																
										0																
										0																
										0																
										0																
										0																
										0																
										0																
										0																
										0																
										0																
										0																
				</																						

King Kekaulike

App	Game	Date	Seed	Round	W	L	Opponent	PF	PA	Pt Diff	OT	Finish	Qtrs		Semi		Final		Home		Away		Neutral		Aloha Stad.	
													W	L	W	L	W	L	W	L	W	L	W	L	W	L
1	1	11/24/2006	2	semi	1		Iolani (3)	38	37	1					1				1					1		
	2	12/2/2006		final	1		Kauai (1)	33	20	13		1					1					1		1		
										0																
										0																
										0																
										0																
										0																
										0																
										0																
										0																
										0																
										0																
										0																
										0																
										0																
										0																
										0																
										0																
										0																
										0																
										0																
										0																
										0																
										0																
										0																
										0																
										0																
										0																
										0																
										0																
										0																
										0																
										0																
										0																
										0																
										0																
										0																
										0																
										0																
										0																
										0																
										0																
										0																
										0																
										0																
										0																
										0																
										0																
										0																
										0																
										0																
										0																
										0																
										0																
										0																
										0																
										0																
										0																
										0																
										0																
										0																
										0																
										0																
										0																
										0																
										0																
										0																
										0																
										0																
										0																
										0																
										0																
										0																
										0																
										0																
										0																
										0																
										0																
										0																
										0																
										0																
										0																
										0																
										0																
										0																
										0																
										0																
										0																
										0																
										0																
										0																
										0																
										0																
										0																
										0																
										0																
										0																
										0																
										0																
										0																
										0																
										0																
										0																

Waimea

App	Game	Date	Seed	Round	W	L	Opponent	PF	PA	Pt Diff	OT	Finish	Qtrs		Semi		Final		Home		Away		Neutral		Aloha Stad.		
													W	L	W	L	W	L	W	L	W	L	W	L	W	L	W
1	1	11/28/2003	*	semi		1	Damien	13	17	-4		x				1											
										0																	
										0																	
										0																	
										0																	
										0																	
										0																	
										0																	
										0																	
										0																	
										0																	
										0																	
										0																	
										0																	
										0																	
										0																	
										0																	
										0																	
										0																	
										0																	
										0																	
										0																	
										0																	
										0																	
										0																	
										0																	
										0																	
										0																	
										0																	
										0																	
										0																	
										0																	
										0																	
										0																	
										0																	
										0																	
										0																	
										0																	
										0																	
										0																	
										0																	
										0																	
										0																	
										0																	
										0																	
										0																	
										0																	
										0																	
										0																	
										0																	
										0																	
										0																	
										0																	
										0																	
										0																	
										0																	
										0																	
										0																	
										0																	
										0																	
										0																	
										0																	
										0																	
										0																	
										0																	
										0																	
										0																	
										0																	
										0																	
										0																	
										0																	
										0																	
										0																	
										0																	
										0																	
										0																	
										0																	
										0																	
										0																	
										0																	
										0																	
										0																	
										0																	
										0																	
										0																	
										0																	
										0																	
										0																	
										0																	
										0																	
										0																	
										0																	
										0																	
										0																	
										0																	
										0																	
										0																	
										0																	
										0																	
										0																	

HHSAA Football Record Book

Division II seeds by year

Year	#1 Seed	#2 Seed	#3 Seed	#4 Seed	Unseeded
2003					
2004					
2005	Iolani ILH	Radford OIA	Kauai KIF	KS-Hawaii BIIF	KS Maui MIL
2006	Kauai KIF	King Kekaulike MIL	Iolani ILH	KS-Hawaii BIIF	Waipahu OIA
2007	Lahainaluna MIL	Iolani ILH	Kauai KIF	Kaimuki OIA	KS Hawaii BIIF
2008	Iolani ILH	Lahainaluna MIL	Kauai KIF	Campbell OIA	Konawaena BIIF
2009	Iolani ILH	Kauai KIF	Moanalua OIA	Lahainaluna MIL	Hawaii Prep BIIF
2010	Iolani ILH	Lahainaluna MIL	Kaimuki OIA	Kauai KIF	KS Hawaii BIIF
2011	Iolani ILH	Waipahu OIA	Lahainaluna MIL	Kapaa KIF	Konawaena BIIF
2012	Iolani ILH	Lahainaluna MIL	Konawaena BIIF	Kauai KIF	Radford OIA
2013	Lahainaluna MIL	Iolani ILH	Kauai KIF	Kaiser OIA	Konawaena BIIF
2014	Lahainaluna MIL	Iolani ILH	Kapaa KIF	KS Hawaii BIIF	Nanakuli OIA
2015	Kapaa KIF	Radford OIA	Konawaena BIIF	Lahainaluna MIL	Damien ILH
2016	Kapaa KIF	Konawaena BIIF	Lahainaluna MIL	Damien ILH	Waialua OIA
2017	Lahainaluna MIL	Konawaena BIIF	(none)	(none)	Waipahu (OIA) Iolani (ILH)
2017	Lahainaluna MIL	Kapaa KIF	KS Hawaii BIIF	Radford OIA	Pac-Five (ILH) Kaimuki (OIA)

HHSAA Football Record Book
Division II teams by seeds

DIVISION 2 (2003-present, seeding since 2005)

#1 SEED					#2 SEED					#3 SEED					#4 SEED				
ILH	MIL	KIF	OIA	BIIF	MIL	ILH	OIA	BIIF	KIF	KIF	BIIF	MIL	OIA	ILH	BIIF	KIF	OIA	MIL	ILH
6	4	3	0	0	4	3	3	2	1	5	2	2	2	1	3	3	3	2	1

TEAM	League	Year	TEAM	League	Year	TEAM	League	Year	TEAM	League	Year
Iolani (6)	ILH	2005-08-09-10-11-12	Lahainaluna (3)	MIL	2008-10-12	Kauai (4)	KIF	2005-07-08-13	KS-Hawaii (3)	BIIF	2005-06-14
Lahainaluna (4)	MIL	2007-13-14-17	Iolani (3)	ILH	2007-13-14	Konawaena (2)	BIIF	2012-15	Kauai (2)	KIF	2010-12
Kapaa (2)	KIF	2015-16	Radford (2)	OIA	2005-15	Lahainaluna (2)	MIL	2011-16	Lahainaluna (2)	MIL	2009-15
Kauai (1)	KIF	2006	Konawaena (2)	BIIF	2016-17	Moanalua (1)	OIA	2009	Kaimuki (1)	OIA	2007
			King Kekaulike (1)	MIL	2006	Kaimuki (1)	OIA	2010	Campbell (1)	OIA	2008
			Kauai (1)	KIF	2009	Kapaa (1)	KIF	2014	Kapaa (1)	KIF	2011
			Waipahu (1)	OIA	2011	Iolani (1)	ILH	2006	Kaiser (1)	OIA	2013
									Damien (1)	ILH	2016